


# HOW TO INSERT PHOTO INTO PDF FORM

STEP 1: Left click on the image box (above “Insert Photo Here”). A dialog box with “Select Image” on top will appear.

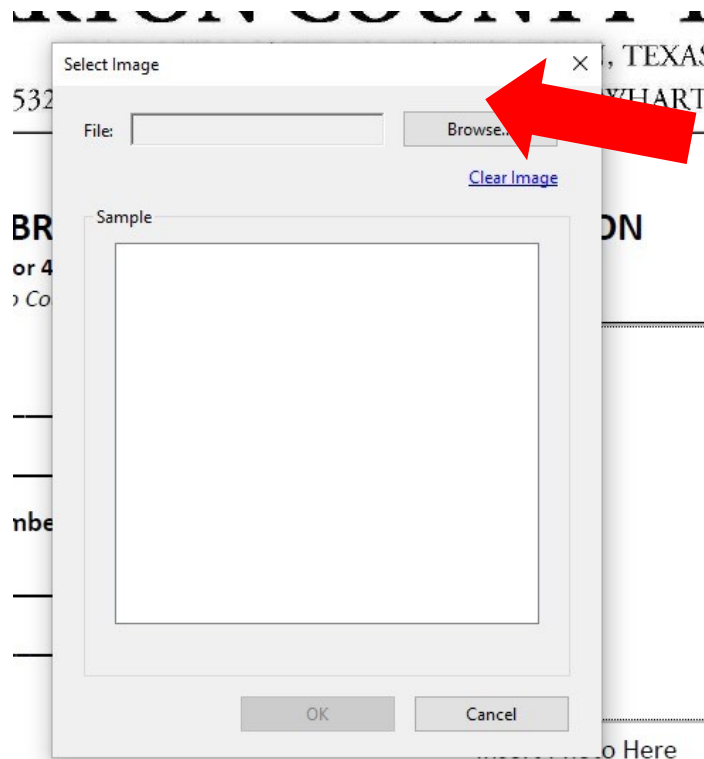
**WHARTON COUNTY BRONZE STAR AWARDS APPLICATION**  
For 4-H youth in 3<sup>rd</sup>-5<sup>th</sup> grade  
*This application is due to County Extension Office on or before June 3, 2020.*

Name: \_\_\_\_\_  
Address: \_\_\_\_\_  
Age: \_\_\_\_\_ Grade: \_\_\_\_\_ Number of years in 4-H: \_\_\_\_\_  
Club: \_\_\_\_\_  
Parents' Name: \_\_\_\_\_

A large rectangular box with a thin black border. In the center of the box is a small icon of a picture with a person silhouette. A large red arrow points from the right side of the box towards the center icon.

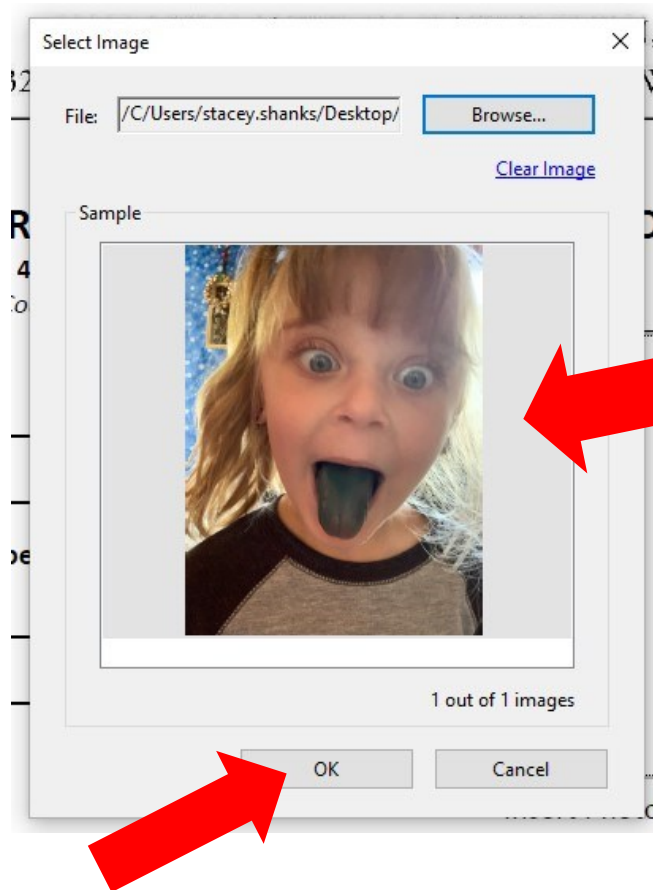
Insert Photo Here

STEP 2: Left click on “Browse” button. This will open a window where all of your files are kept. Double click on the image you would like to insert.



# HOW TO INSERT PHOTO INTO PDF FORM

STEP 3: Once you have selected your image, the picture will show up on the screen. Click the "OK" button at the bottom.



STEP 4: After clicking "OK" you will see the picture on your form.

## WHARTON COUNTY BRONZE STAR AWARDS APPLICATION

For 4-H youth in 3<sup>rd</sup>-5<sup>th</sup> grade

*This application is due to County Extension Office on or before June 3, 2020.*


Name: \_\_\_\_\_

Address: \_\_\_\_\_

Age: \_\_\_\_\_ Grade: \_\_\_\_\_ Number of years in 4-H: \_\_\_\_\_

Club: \_\_\_\_\_

Parents' Name: \_\_\_\_\_



Insert Photo Here

BASIC REQUIREMENTS