

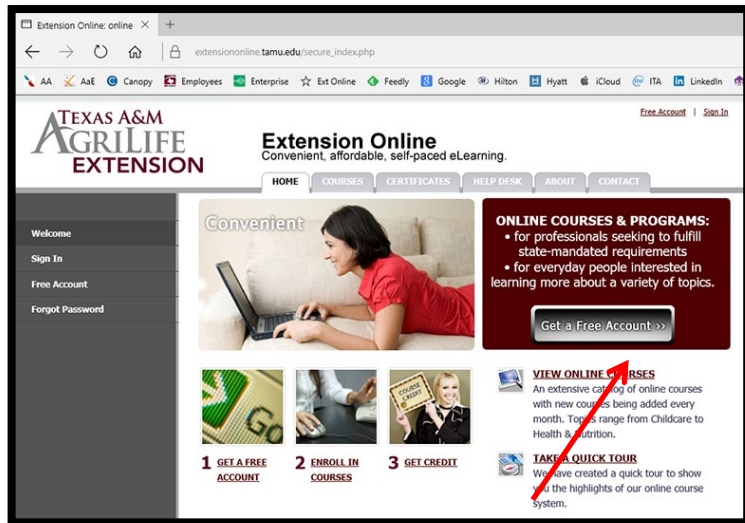
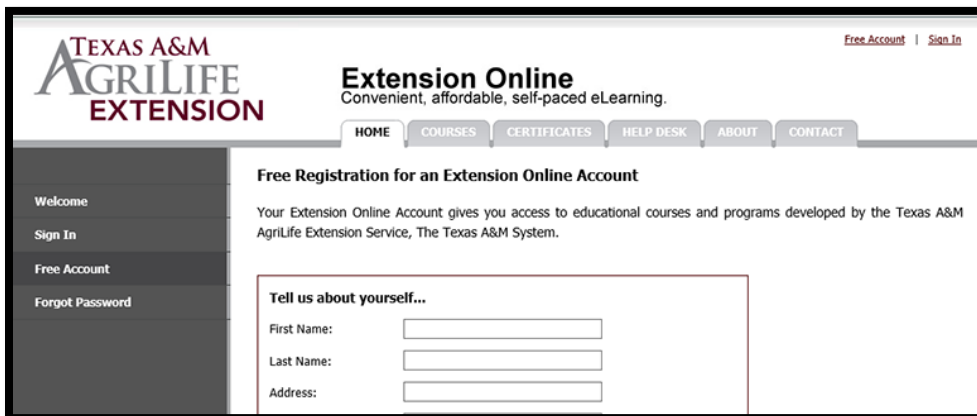
Master Wellness Volunteer Program Online Course Instructions

Courses May Be Accessed at

http://extensiononline.tamu.edu

***Please Note:** There are many courses available via Extension Online and you are welcome to enroll and complete as many of them as you wish. However, only those courses in the designated “Master Wellness Volunteer” category or with “(MWW Online)” in the title count toward Master Wellness Volunteer Program Training.*

1. On your initial visit to <http://extensiononline.tamu.edu>, you will need to create a free account. Please click on “Get a Free Account” to register and create an account.

Free Registration for an Extension Online Account

Your Extension Online Account gives you access to educational courses and programs developed by the Texas A&M AgriLife Extension Service, The Texas A&M System.

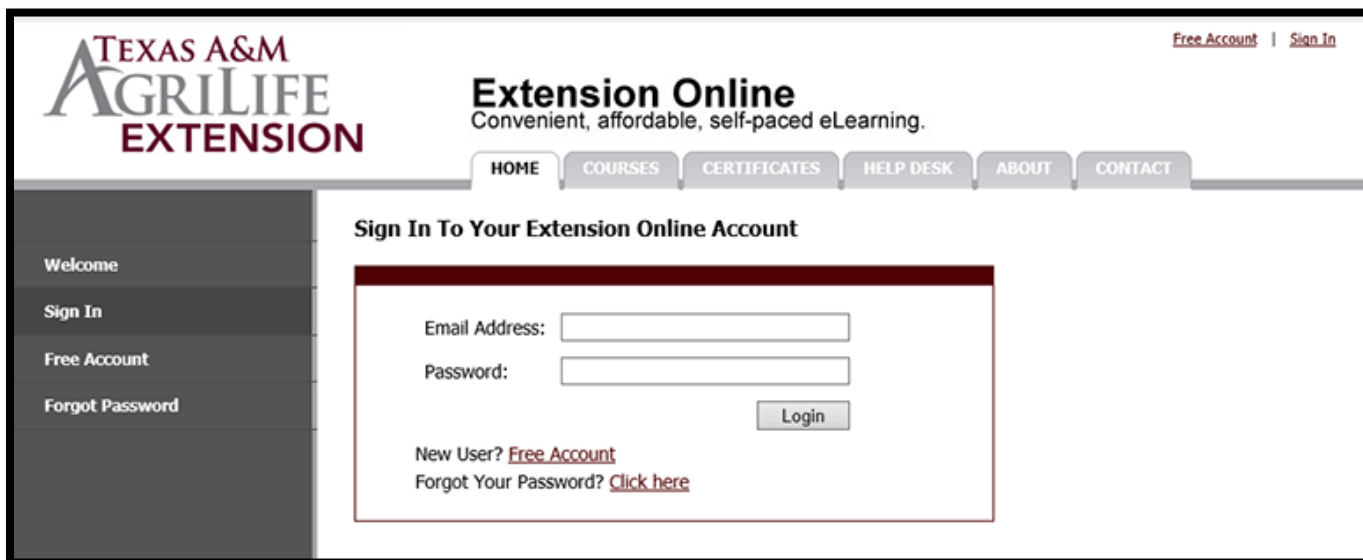
Tell us about yourself...

First Name:

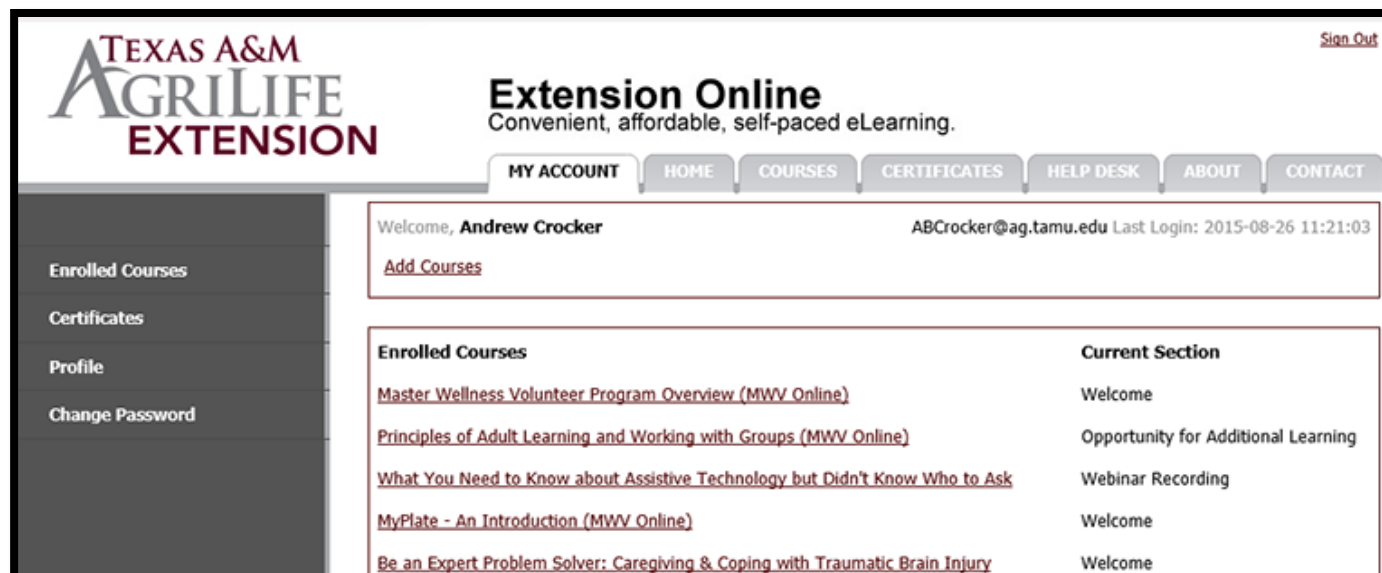
Last Name:

Address:

2. Complete the information requested on the registration page. You will only create an account once – on subsequent visits you will sign-in as an existing user (second image below). Please store your username and password in a safe place.



3. Once your registration is complete, you've accepted the terms & conditions and signed-in, you will be at the "My Account" section. The "My Account" section will keep a record of courses you've enrolled and completed – a sort of transcript. To access available courses, click the "Courses" tab.

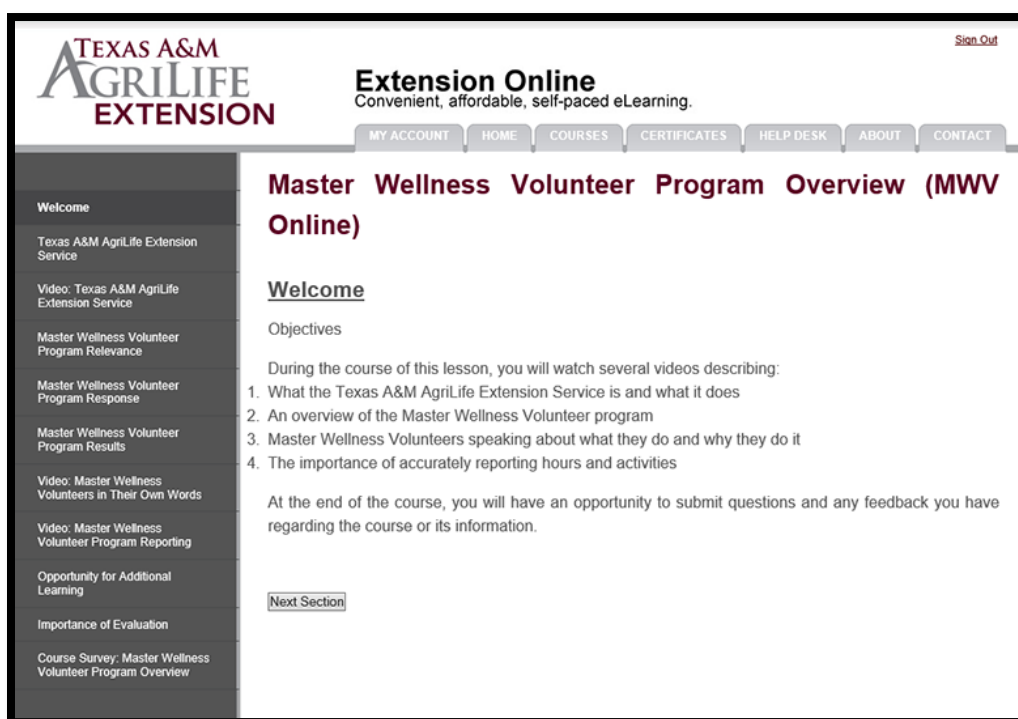
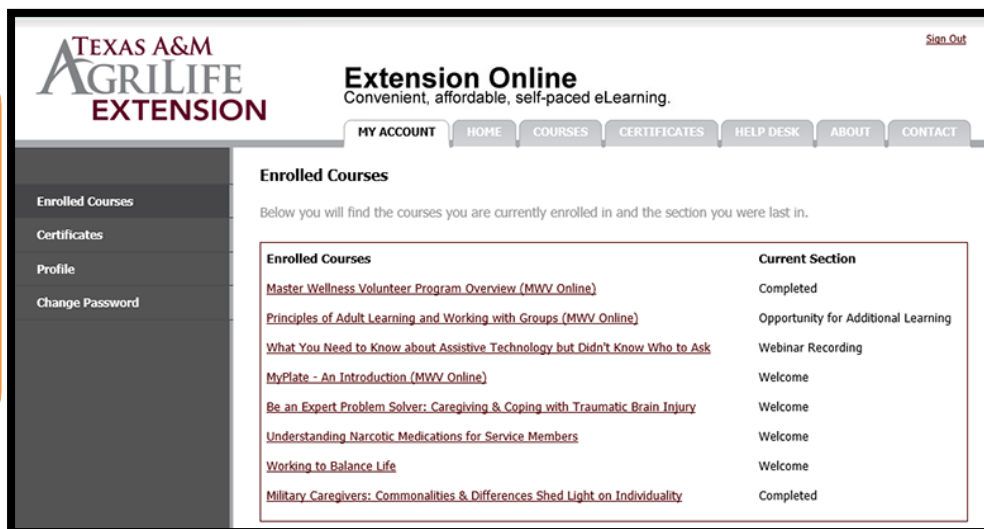


4. All of the courses associated with the Master Wellness Volunteer Program Training are in the "Master Wellness Volunteer" category. Click on "Master Wellness Volunteer" to access these courses.

5. The courses are listed on this page in the order in which they should be completed (see *Course Syllabus* or consult your County Extension Agent for additional detail). Click the “Enroll Now!” button to enroll in a particular course. Feel free to enroll in all the Master Wellness Volunteer courses at one time but consult the *Course Syllabus* or your County Extension Agent for the order in which the courses should be completed.

6. The course in which you enrolled will show up in “My Account” as “Enrolled Courses.” Click the course title to begin the course.

7. Each course will begin in the “Welcome” section. If you leave this course and return to it later, you will go back to the section where you left off. Each of the course sections is listed in the left navigation menu. You will use the “Next Section” button to navigate through the course.



8. Review each section and study the course content at your own pace. Each course will have an “Opportunity for Additional Learning” which is a type of homework assignment. This will enhance your course experience by allowing you to apply the course content.

Each course ends with a “Course Survey” to evaluate your learning experience and provide feedback on the content and format. Please follow all directions and use the maroon arrow button (>>) to navigate through the course survey.

Please DO NOT click NEXT SECTION until you have completed the survey responses. The survey will tell you when it is okay to click “Next Section” at the bottom of the page.

TEXAS A&M AGRILIFE EXTENSION Extension Online
Convenient, affordable, self-paced eLearning.

MY ACCOUNT HOME COURSES CERTIFICATES HELP DESK ABOUT CONTACT

Welcome

Texas A&M AgriLife Extension Service

Video: Texas A&M AgriLife Extension Service

Master Wellness Volunteer Program Relevance

Master Wellness Volunteer Program Response

Master Wellness Volunteer Program Results

Video: Master Wellness Volunteers in Their Own Words

Video: Master Wellness Volunteer Program Reporting

Opportunity for Additional Learning

Importance of Evaluation

Course Survey: Master Wellness Volunteer Program Overview

Master Wellness Volunteer Program Overview (MWV Online)

Course Survey: Master Wellness Volunteer Program Overview

Please take a moment to tell us what you thought about *Master Wellness Volunteer Program Overview*. Do not click "Next Section" until you receive the "survey completion" message. You should only use the **maroon arrow buttons (>>)** to navigate the survey.

TEXAS A&M AGRILIFE EXTENSION

I completed the course titled "Master Wellness Volunteer Program Overview" as part of

A county-based training led by a County Extension Agent.

A wellness initiative at my worksite or organization.

>>

9. Some courses will provide the opportunity to receive a certificate via email, some courses will not. Please consult the *Course Syllabus* or your County Extension Agent for more information regarding which courses generate certificates.

What if it all goes wrong?

The Extension Online site has a very robust support feature located under the "Help Desk" tab. You will find answers to frequently asked questions (FAQ) as well as the opportunity to submit a support ticket if the FAQs do not resolve your problem. If you submit a support ticket, please be specific about your problem, including the name of the course you're taking, so that we can adequately and efficiently handle your request.

TEXAS A&M AGRILIFE EXTENSION Extension Online
Convenient, affordable, self-paced eLearning.

MY ACCOUNT HOME COURSES CERTIFICATES **HELP DESK** ABOUT CONTACT

Frequently Asked Questions (FAQs)

Submit a Support Ticket

View a Support Ticket

FAQ

Help Desk > Main > FAQ

The Help Desk is a categorized collection of answers to frequently asked questions or FAQs.

If your question is not answered, please [submit a support ticket](#).

> Subcategories:

- Technical Difficulties
 - How do I print my certificate?
 - Forgot Password & Password Reset Problems
 - How do I get help?
 - Payment Difficulties
- Getting Started
 - What is the Texas A&M AgriLife Extension Service? Is that a part of Texas A&M University?
 - What is the cost for registering for an Extension Online account?
 - What are your normal hours of operation?
 - What are the computer requirements for Extension Online?