

## Online Lesson Access

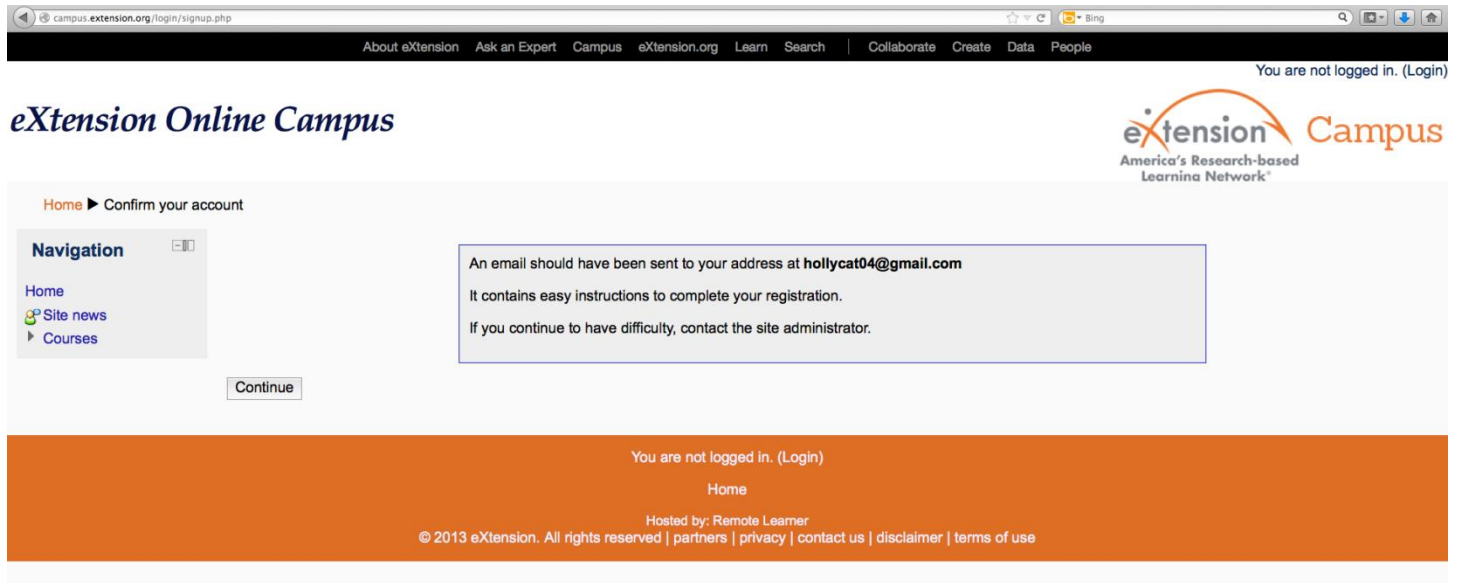
1. To access the online veterinary science videos and slides that you need to complete the homework questions from the textbook, go to: <http://campus.extension.org>

The screenshot shows the homepage of the eXtension Online Campus. The browser address bar displays 'campus.extension.org'. The page features a navigation menu on the left with links to Home, Site news, and Courses. A central search box is labeled 'Search courses:'. Below the search box, there are several category buttons: Agriculture & Animals, Community & Economics, Energy & Environment, 4H & Youth, Home & Family, Pest Management, Yard & Garden, Organizational Training, and Admin (limited access). A 'Need help?' section on the right provides an email address: campushelp@extension.org. The page also includes a login section on the left with fields for Username and Password, and a 'Create new account' link. The footer of the page states 'You are not logged in. (Login)'.

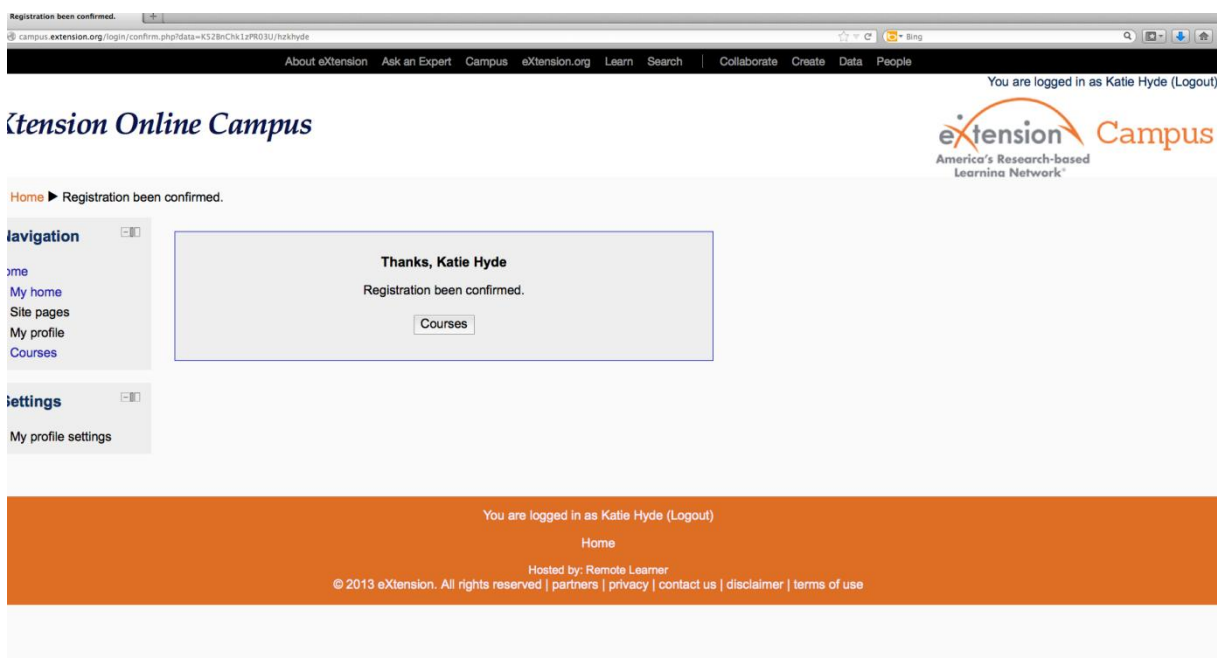
2. You will need to create an account. Click on the link at the bottom left of the page to do so. This will take you to the screen below. Complete the required fields and then click “Create my new account.”

The screenshot shows the account creation page on the eXtension Online Campus. The browser address bar displays 'campus.extension.org/login/signup.php'. The page features a navigation menu on the left with links to Home, Site news, and Courses. The main content area is divided into three sections: 'Choose your username and password', 'More details', and 'Demographics'. The 'Choose your username and password' section has fields for Username\* and Password\*, with an 'Unmask' button. The 'More details' section has fields for Email address\*, Email (again)\*, First name\*, Last name\*, City/town\*, and Country\* (set to United States). The 'Demographics' section has fields for State\*, County, and a dropdown for 'Are you an Extension employee?'. At the bottom, there are 'Create my new account' and 'Cancel' buttons. A red note at the bottom right states 'There are required fields in this form marked \*'.

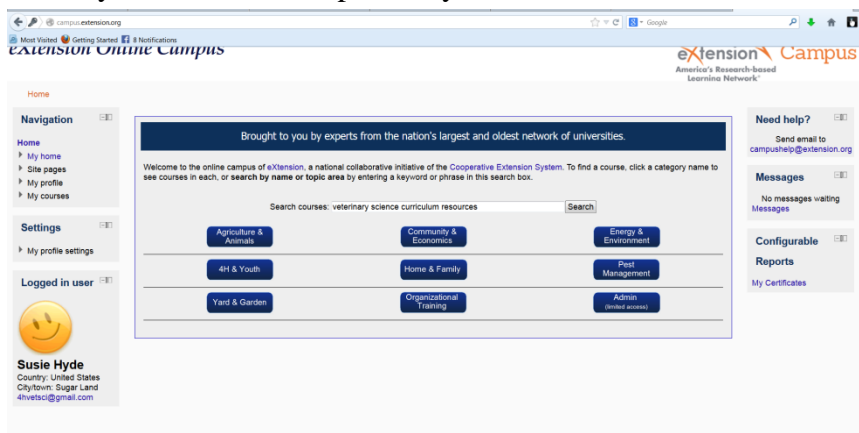
The next screen you see will look like this. Go to your email account to access the link to complete the registration.



Click on the link in the email and it will bring you to this page.



Click on the blue Home link in the left column. You will see the home page come up as you did when you created your account, except, now your name will be listed in the bottom left corner of the screen.



To access the veterinary science info, type “veterinary science curriculum resources” in the search box in the middle of the screen and then click the search button. You will get to the following screen. Click on the blue writing that says “Veterinary Science: Curriculum Resources.”

The screenshot shows the eXtension Online Campus interface. At the top, the user is logged in as Susie Hyde. The search results for 'veterinary science curriculum resources' show one result: 'Veterinary Science: Curriculum Resources'. The description states it is a tool box of 100 video presentations for classroom instruction, slides for use in classroom, curriculum guide, teacher key, and student worksheets to support the teacher and students enrolled in the Veterinary Science: Preparatory Training for the Veterinary Assistant Curriculum. For more information, contact Floron Faries, Texas A&M Agrilife Extension, f-faries@tamu.edu. To register and pay for this program, go to: <https://agriliferegister.tamu.edu> and click on Online Trainings. The category is Agriculture & Animals / Veterinary Science.

The first time you access the curriculum, you will get this screen asking you for the code, which changes every year. The code for this year is: **KKXSP2N1KX**

The screenshot shows the 'Veterinary Science: Curriculum Resources' enrollment page. The user is logged in as Katie Hyde. The page title is 'Veterinary Science: Curriculum Resources'. The navigation menu includes Home, My home, Site pages, My profile, Courses, Agriculture & Animals, and Veterinary Science. The main content area is titled 'Enrollment options'. It describes the curriculum as a tool box of 100 video presentations for classroom instruction, slides for use in classroom, curriculum guide, teacher key, and student worksheets to support the teacher and students enrolled in the Veterinary Science: Preparatory Training for the Veterinary Assistant Curriculum. For more information, contact Floron Faries, Texas A&M Agrilife Extension, f-faries@tamu.edu. To register and pay for this program, go to: <https://agriliferegister.tamu.edu> and click on Online Trainings. The 'Self enrollment (Student)' section includes an 'Enrollment key' input field, an 'Unmask' checkbox, and an 'Enroll me' button.

This will be the next screen you see. The first time you log-in, you will be asked to set up a profile, the link is just underneath these chapter headings. This will assign you the role of student as opposed to teacher and limit your access to the answer key. To watch individual lessons click on the corresponding chapter tap.

campus.extension.org/course/view.php?id=835

Most Visited Getting Started 8 Notifications

You are logged in as Susie Hyde (Logout)

## Veterinary Science: Curriculum Resources

extension Campus  
America's Research-based Learning Network

Home ► My courses ► Veterinary Science: Curriculum Resources

**Navigation**

- Home
- My home
- Site pages
- My profile
- My courses
  - ▼ Veterinary Science: Curriculum Resources
    - Participants
    - General
    - Introduction

**Settings**

- ▼ Course administration
  - Unenroll me from Veterinary Science: Curriculum Resources
  - Grades
- My profile settings

### VETERINARY SCIENCE: Preparatory Training for the Veterinary Assistant



Introduction	Practice Management	Patient Management	Normal Animal	Animal Nutrition	Handling & Restraining
Examinations & Treatments	Lab Aids & Examinations	Human & Animal Health	Infectious Diseases	Non-Infectious Diseases	Disease Control
Sterilization & Disinfection	Assisting with Surgery	Production Practices	Regulations	Animals & Emergencies	Course Wrap Up

campus.extension.org/course/view.php?id=835&section=5

Most Visited Getting Started 8 Notifications

**Settings**

- ▼ Course administration
  - Unenroll me from Veterinary Science: Curriculum Resources
  - Grades
- My profile settings

Examinations & Treatments	Lab Aids & Examinations	Human & Animal Health	Infectious Diseases	Non-Infectious Diseases	Disease Control
Sterilization & Disinfection	Assisting with Surgery	Production Practices	Regulations	Animals & Emergencies	Course Wrap Up

**Unit 11**

### Things to Do Before You Begin this Course

- Watch this Video Course Tour
- Course Overview
- Please tell us about you and how you are going to use these resources. (REQUIRED)

### References and Resources

- Curriculum Guide for the Veterinary Assistant Curriculum (Viewable only by teachers)
- Teacher Key for Grading Answers to Questions in Lessons (Viewable only by teachers)
- Grade Sheet
- Log Sheets
- Waivers and Forms

Here is the screen shot for what the profile page looks like:

Firefox File Edit View History Bookmarks Tools Window Help Please tell us about you and how you are going to use these resources. (REQUIRED)

campus.extension.org/mod/questionnaire/view.php?id=31180 Learning Network

Home ► My courses ► Veterinary Science: Curriculum Resources ► General ► Please tell us about you and how you are going to...

**Navigation**

- Home
- My home
- Site pages
- My profile
- My courses
  - ▼ Veterinary Science: Curriculum Resources
  - Participants
  - ▼ General
    - Watch this Video Course Tour
    - Course Overview
    - Please tell us about you and how you are going to...
    - Curriculum Guide for the Veterinary Assistant Curr...
    - Teacher Key for Grading
    - Answers to Questions in Lessons (Viewable only by teachers)
    - Grade Sheet

**Please tell us a little about you and how you are going to use these materials.**

\*1 What country are you from?

\*2 What State or Providence are you from? Please type in NA if not applicable.

\*3 What is your county or parish? Please type in NA if not applicable.

\*4 What is your zip code?

\*5 With what organization are you affiliated? (i.e. School District, Extension Service, 4-H, FFA, etc.)

\*6 What is your position? (i.e. Teacher, Veterinarian, Volunteer Leader, etc.)

\*7 With what group will you use these resources?  
Choose... ▾

\*8 Describe how do you plan to use these resources?  

Font family Font size Paragraph

For your homework that is due for September, you need to click on the animal nutrition chapter. The table of contents screen will reload and not look any different, except at the bottom there will be a new heading “Animal Nutrition” with the lesson titles, so make sure you scroll to the bottom of the page.

campus.extension.org/course/view.php?id=835

Most Visited Getting Started 8 Notifications

You are logged in as Susie Hyde (Logout)

## Veterinary Science: Curriculum Resources

Home ► My courses ► Veterinary Science: Curriculum Resources

**Navigation**

- Home
- My home
- Site pages
- My profile
- My courses
  - ▼ Veterinary Science: Curriculum Resources
  - Participants
  - General

**Settings**

- ▼ Course administration
  - Unenroll me from Veterinary Science: Curriculum Resources
  - Grades
- My profile settings

**VETERINARY SCIENCE: Preparatory Training for the Veterinary Assistant**

Introduction Practice Management Patient Management Normal Animal Animal Nutrition Handling & Restraining

Examinations & Treatments Lab Aids & Examinations Human & Animal Health Infectious Diseases Non-Infectious Diseases Disease Control

Sterilization & Disinfection Assisting with Surgery Production Practices Regulations Animals & Emergencies Course Wrap Up

Log Sheets  
Waivers and Forms

◀ Normal Animal **Animal Nutrition**

Essential Nutrients  
Nutrition & Management of Dogs, Cats, & Exotic Pets  
Nutrition & Management of Livestock

◀ Normal Animal [Return to main course page](#)

You are logged in as Susie Hyde (Logout)

Home

campus.extension.org/course/view.php?id=835&section=11

You will click on the blue words Essential Nutrients, which is the title of lesson one of that chapter. This will pull up the next screen with the choices for the video and the power point slides. To complete the homework, you will need to watch the video (for this lesson there is a part one and a part two and read through the slides for the class presentation). There should be new information in these two resources that is not in the textbook, so have the homework questions in front of you, so you can take notes of any new information you will need to answer the questions.

campus.extension.org/mod/page/view.php?id=29684

Most VisitedGetting Started8 Notifications

About eXtensionAsk an ExpertCampuseXtension.orgLearnSearchCollaborateCreateDataPeople

You are logged in as Susie Hyde (Logout)

## Veterinary Science: Curriculum Resources

extensionCampus  
America's Research-based Learning Network

Home ▶ My courses ▶ Veterinary Science: Curriculum Resources ▶ Essential Nutrients

Navigation

Home

- ▶ My home
- ▶ Site pages
- ▶ My profile

My courses

- ▼ Veterinary Science: Curriculum Resources
  - ▶ Participants
  - ▶ General
    - ▶ Introduction
    - ▶ **Essential Nutrients**

Settings

Course administration

My profile settings

Print a Handout for Taking Notes While Watching a Presentation

Watch a Video Presentation

- Part 1
- Part 2

Slides for In Class Presentation

Print and complete the quiz

Print and complete these activities

Last modified: Wednesday, August 14, 2013, 1:17 PM