



# **2020 District 10 4-H Spring Round-Up**

## **Guide**



**April 22-25, 2020**

**Fredericksburg, TX**



# Table of Contents:

<b>Schedule .....</b>	<b>3</b>
<b>General Rules.....</b>	<b>4</b>
<b>Livestock Judging .....</b>	<b>7</b>
<b>Range &amp; Pasture ID, Range Evaluation, Mohair Judging, Wool Judging and Soil Judging.....</b>	<b>11</b>
<b>Share-the-Fun .....</b>	<b>16</b>
<b>Storyboard .....</b>	<b>23</b>
<b>Leaders 4 Life .....</b>	<b>27</b>
<b>Duds to Dazzle .....</b>	<b>37</b>
<b>Fashion Show .....</b>	<b>47</b>
<b>Small Bore Rifle Contest.....</b>	<b>63</b>
<b>Maps .....</b>	<b>68</b>

# **Spring Round-Up Schedule**

**\*\*\*Please note these are registration times. For a more detailed schedule please refer to each contests page.\*\*\***

## **Wednesdays, April 22, 2020**

**8:30 am Livestock Judging**

## **Thursday, April 23, 2020**

**8:00 am Range & Pasture ID and Range Evaluation**

**8:15 am Share-The-Fun**

**9:00 am Story Board**

**12:00 pm Leaders 4 Life**

**1:30 pm Mohair & Wool Judging**

## **Friday, April 24, 2020**

**7:30 am Soil Judging**

**8:00 am Fashion Show**


**1:00 am Duds to Dazzle**

## **Saturday, April 25, 2020**

**7:30 am Small Bore Rifle Contest (Floresville, TX)**



# General Rules



# General Rules

## **AGE DIVISIONS:**

There will be three age divisions. Divisions for all District Contests are determined as the age as of August 31, 2019. The age divisions are as follows (except for Smallbore Rifle):

- Juniors – 3<sup>rd</sup> Grade (and 8 years old) – 5<sup>th</sup> Grade
- Intermediates – 6<sup>th</sup> – 8<sup>th</sup> Grade
- Seniors – 9<sup>th</sup>- 12<sup>th</sup> Grade

Age Divisions for **Small Bore Rifle** are as follows:

- Junior – 3<sup>rd</sup>-5<sup>th</sup> Grade (as of August 31, 2019)
- Junior/Intermediate – 6<sup>th</sup>-7<sup>th</sup> Grade
- Intermediate – 8<sup>th</sup> Grade
- Seniors – 9<sup>th</sup>-12<sup>th</sup> Grade

Juniors may move up to the Junior/Intermediate or Junior/Intermediate up to Intermediate age division when participating on a team that has true intermediates (based on grades listed above) on it.

**No one may move up to the Senior age division.**

## **REGISTRATION:**

Registration will be conducted on 4-H Connect. Each member of a team will be required to register themselves.

Cost of Registration:

- **\$20 for Livestock Judging Contest.**
- **\$15 for Small Bore Rifle**
- **\$10 per contest entered for the following contests:**
  - Range & Pasture ID
  - Range Evaluation
  - Mohair Judging
  - Wool Judging
  - Leaders 4 Life
  - Soil Judging
  - Duds to Dazzle
  - Fashion Show
  - Fashion Storyboard
  - Share-The-Fun

Registration Period:

- **Regular Registration will be open on 4-H Connect March 10-March 24, 2020.**
- **Late Registration will be from March 25-26, 2020 ONLY for an additional \$25 fee.**

**No refunds will be given for any District Contest Registration.**

## **ADVANCING TO DISTRICT (contest entry limits or restrictions):**

Team Contests for the most part do not have a limit on the number of teams that can advance to District (except as noted below). If it is a team contest that allows individuals, please note that only two individuals per age division will be allowed at District. That means that if you have three individuals than they must be combined into a team in order to compete at the District level

Fashion Show – 2 individuals per category/per age division can advance to District

## **Volunteers Needed from Each County Per Contest:**

If a county has entries in a contest, they should be able to provide at least one volunteer to assist in the contest.

- Livestock Judging -1 Volunteer per county.
- Range Evaluation and Pasture ID – 2 volunteers per county.
- Wool and Mohair Judging – 1 volunteer per county.
- Duds to Dazzle – 1 volunteer per county.
- Fashion Show – 2 volunteers per county.
- Share-The-Fun – 2 volunteers per county.



# Livestock Judging



**TEXAS 4-H AND YOUTH DEVELOPMENT PROGRAM**

**MEMORANDUM**

**TO:** District 10 County Extension Agents

**FROM:** Michael Haynes  
District Extension Administrator

Megan Logan  
District 10 4-H Specialist

**SUBJECT:** 2020 District 10 Livestock Judging Contest

**DATE:** Wednesday, April 22, 2020 – Livestock Judging  
**Gillespie County Show Grounds**  
 530 Fair Drive  
 Fredericksburg, TX 78624

**REGISTRATION:** **Registration on 4-H Connect as follows:**

- **Regular Registration:**
  - **March 10- 24, 2019** under the event “**2020 District 10 4-H Spring Roundup**”
  - **Cost:**
    - **\$20 (Per Individual to include lunch)**
- **Late Registration:**
  - **March 25-26, 2020 ONLY** under the event “**2020 District 10 4-H Spring Roundup**”
  - **Cost:**
    - **\$45.00 (Per individual, \$20 individual w/meal, plus \$25 late fee).**

**This year, the process will return to each individual member registering on 4-H Connect, themselves and agents will list their teammates in a manager field before sending on to the District Level.**

**VOLUNTEER FORM**

**DUE DATE:** **April 3, 2020 on the Spring Round-Up Google Doc**  
[https://docs.google.com/spreadsheets/d/1FXHKDgSZESzT8fX5sf2nPW6bBhnM4AnuXyDQr3S0\\_s0/edit#gid=1157333569](https://docs.google.com/spreadsheets/d/1FXHKDgSZESzT8fX5sf2nPW6bBhnM4AnuXyDQr3S0_s0/edit#gid=1157333569)

**AGE DIVISIONS:** There will be three age divisions for all Judging Contests. Age division is determined by the grade as of August 31, 2019.

- Juniors – 3<sup>rd</sup> Grade (and 8 years old) – 5<sup>th</sup> Grade
- Intermediates – 6<sup>th</sup> – 8<sup>th</sup> Grade
- Seniors – 9<sup>th</sup>- 12<sup>th</sup> Grade



**TEAM/INDIVIDUAL:** Counties may enter as many teams as needed and up to 2 individuals in judging contests in each age division. All youth entered in each age division will be eligible for high point individual awards.

**MATERIALS:** Scantrons will be provided for all participants at the judging contests. Contestants will be required to bring two (2) #2 pencils and one clipboard.

**MAPS:** Included is a map to the Gillespie County Fairgrounds.

**VOLUNTEERS TO ASSIST WITH CONTESTS:** All of the District Judging Contests will need additional volunteers to help as group leaders, tabulators, etc. Agents will need to recruit and CONFIRM **ONE** volunteers who can serve in these roles. A link is provided for agents to complete and **return to the District Office by April 5, 2019.**

<b>CONTEST SCHEDULE AND ASSIGNMENTS</b>		
<b>Contest</b>	<b>Location/Time</b>	<b>Assignments</b>
<b>Wednesday, April 22, 2020</b>		
<b>Livestock Judging</b> <u><b>Agents: Please hold Tuesday, April 21, 2020 @ 1:00pm to help with set-up of the contest.</b></u>  <u><b>Reminder: All Ag and 4-H agents are required to attend.</b></u>	<b>Gillespie County Fairgrounds</b> 530 Fair Drive Fredericksburg, TX 78624  8:30-9:00 a.m. – Registration 9:30 a.m. – Contest Orientation	<b>Committee Chairs:</b> Taylor Osbourn Wayne Morris  <b>Committee:</b> Matt Miranda Brad Roeder Dwight Sexton  <b>***One member of the committee will need to be responsible for reasons order. With Specialist running scantrons now, someone else will need to handle this. ***</b>

## **Additional Information for District Judging Contests**

**Livestock Judging** - Superintendent, Taylor Osbourn (Gillespie County).


- Judge nine (9-10) classes with the possibility to drop down to eight (8-9).
  - Possibility of a Dorper Sheep Class and a Break/Questions Class
- Juniors will have 5 questions.
- Intermediates will give reasons over 1 class and will have 5 questions
- Seniors will give reasons on 4 classes.
- No printed materials may be used as an aid during the contest.

Contestants will utilize Expected Progeny Differences (E.P.D.'s).

If you have any questions about any of the judging contests, registering participants through 4-H CONNECT or the volunteer forms, please contact the District Office.



**Soil Judging, Range &  
Pasture ID, Range  
Evaluation, Mohair  
Judging, and Wool  
Judging Packet**





**MEMORANDUM**

**TO:** District 10 County Extension Agents

**FROM:** Michael Haynes  
 District Extension Administrator

Megan Logan  
 District 10 4-H Specialist

**SUBJECT:** 2020 District 10 4-H April Judging Contests

**DATE:** Thursday, April 23, 2020 – Range Evaluation, Pasture ID, Wool & Mohair Judging @ the Gillespie County Fairgrounds, Fredericksburg, TX

Friday, April 24, 2020 – Soil Judging @ the Gillespie County Fairgrounds, Fredericksburg, TX

**REGISTRATION:** Registration on 4-H Connect as follows:

- **Range Evaluation, Pasture ID, Wool & Mohair Judging, Soil Judging:**
  - Regular Registration: March 10 – March 24, 2020 You will need to register under the following event: “2019-2020 District 10 Spring Round-Up.”
  - Late Registration: March 25-26, 2020 ONLY

**COST:** Regular Registration: \$10 per individual  
 LATE Registration: \$35.00 per individual  
 \*\*\*This is the regular registration cost plus a \$25 late fee\*\*\*

If counties are paying for participant registration fees with a county check, please make payments directly to Texas 4-H Foundation. Please include a report of the participants you are paying for with the check so proper credit can be made!

**VOLUNTEER**

**FORM DUE:** April 3, 2020 to the District Office via Google Doc Link  
 ([https://docs.google.com/spreadsheets/d/1FXHKDgSZESzT8fX5sf2nPW6bBhnM4AnuXyDQr3S0\\_s0/edit#gid=1157333569](https://docs.google.com/spreadsheets/d/1FXHKDgSZESzT8fX5sf2nPW6bBhnM4AnuXyDQr3S0_s0/edit#gid=1157333569) )

**AGE DIVISIONS:** There will be three age divisions for all Judging Contests. Age division is determined by the 4-H'ers birthday as of August 31, 2019.

- Juniors – 3<sup>rd</sup> Grade (and 8 years old) – 5<sup>th</sup> Grade
- Intermediates – 6<sup>th</sup> – 8<sup>th</sup> Grade
- Seniors – 9<sup>th</sup>- 12<sup>th</sup> Grade

Educational programs of the Texas A&M AgriLife Extension Service are open to all people without regard to race, color, religion, sex, national origin, age, disability, genetic information or veteran status.

The Texas A&M University System, U.S. Department of Agriculture, and the County Commissioners Courts of Texas Cooperating

**TEAM/**

**INDIVIDUAL:**

Counties may enter as many teams and up to 2 individuals in judging contests in each age division. All youth entered in each age division will be eligible for high point individual awards.

**MATERIALS:**

Answer packets/placing cards will be provided for all participants at the judging contests. Contestants will be required to bring two (2) #2 pencils and one clipboard.

**VOLUNTEERS**

**TO ASSIST**

**WITH**

**CONTESTS:**

All of the District Judging Contests will need additional volunteers to help as group leaders, tabulators, etc. Agents will need to recruit **TWO (2)** and CONFIRM volunteers who can serve in these roles

**CONTEST SCHEDULE AND ASSIGNMENTS**

Contest	Location/Time	Assignments
<b>Thursday, April 23, 2020</b>		
<p><b>Range &amp; Pasture ID Range Evaluation</b></p>	<p>Gillespie County Fairgrounds 530 Fair Drive Fredericksburg, TX 78624</p> <p>8:00 a.m. Registration 8:45 a.m. Range &amp; Pasture ID Begins 9:45 a.m. Range Evaluation Begins 1:30 p.m. Awards</p>	<p><b>Superintendents:</b> Pascual Hernandez Beth McMahon</p> <p><b>Committee:</b> Daphne Richards Noel Troxclair Sam Womble</p> <p><b>Additional Agents Assigned to Assist:</b> Troy Luepke Justin McGriff Wayne Morse</p> <p><b>Facilities:</b> Taylor Osbourn/Brad Roeder</p>
<p><b>Mohair &amp; Wool Judging</b></p>	<p>Gillespie County Fairgrounds 530 Fair Drive Fredericksburg, TX 78624</p> <p>1:30 p.m. Registration 2:00 p.m. Orientation 2:30 p.m. Contest begins 5:30 p.m. Awards</p> <p>***Schedule is tentative – subject to change***</p>	<p><b>Superintendents:</b> Roy Walston Chris Wiemers Taryn Titsworth</p> <p><b>Committee:</b> Andy Hatcher</p> <p><b>Additional Agents Assigned to Assist:</b> Troy Luepke Justin McGriff Wayne Morse</p> <p><b>Facilities:</b> Taylor Osbourn/Brad Roeder</p>
<b>Friday, April 24, 2020</b>		
<p><b>Soil Judging</b></p>	<p>Gillespie County Fairgrounds 530 Fair Drive Fredericksburg, TX 78624</p> <p>***Location is subject to change for actual contest*** Will be announced close to the actual contest.</p> <p>7:30 a.m. Registration</p>	<p><b>Superintendents:</b> David Rodriguez Troy Luepke</p>

## **Additional Information for District Judging Contests**

**New this year: teams will be allowed to judge in both Mohair and Wool Judging, as well as both Range Evaluation and Pasture ID. If your teams are interested in doing this, please register them in both contests. If a team qualifies in both contests, we will be asking them to decide which one they will be competing in at State Round-Up at the completion of the contest.**

**Mohair Judging and Evaluation** - Superintendent, Roy Walston, Kerr County. Judge two classes of mohair and complete an evaluation form on each class. Evaluate 20 fleeces for grade, staple length and yield.

**Range & Pasture Grass Identification** - Superintendent, Pascual Hernandez, Sutton County. Identify and classify 40 to 50 live or mounted grass specimens according to their life span, season of growth, origin, and grazing value for livestock and wildlife. A grass list is available from Dr. Barron Rector.

**Range Evaluation** - Superintendent, Pascual Hernandez, Sutton County. Team entry of 3 or 4 members. Contestants identify 20 to 40 range plants; determine use, condition, site and practices for range area; and evaluate four range plots. A master plant list is available from Dr. Barron Rector.


**Soil Judging** - Superintendent, Troy Luepke, Comal County. Judge four soil profiles with 20 minutes allowed for each. Determine the soil characteristics of the profiles and make interpretations based on observation.

**Wool Judging & Evaluation** - Superintendent, Roy Walston, Kerr County. Judge two classes of wool and complete an evaluation form on each class. Evaluate 20 fleeces for grade, staple length and yield.

If you have any questions about any of the judging contests, registering participants through 4-H CONNECT or the volunteer forms, please contact the District Office.

### **Enclosures**

- Volunteers to Assist with Judging Contests



# **Share-The Fun Packet**







**MEMO TO: DISTRICT 10 COUNTY EXTENSION AGENTS**

**SUBJECT: 2020 DISTRICT 10 Share-The-Fun – April 23, 2020**

**LOCATION: First Baptist Church Fredericksburg**  
 1407 E. Main Street  
 Fredericksburg, TX 78624

**FROM:** Michael Haynes District Extension Administrator  
 Megan Logan District 10 4-H Specialist

**REGISTRATION:**      **Regular Registration:**      **March 10-24, 2020 on 4-H Connect**  
                                  **Late Registration:**              **March 25-26, 2020 on 4-H Connect**  
 \*\*\*Registration will be listed as “2019-2020 District 10 Spring Round-Up”  
***(Registration must be finalized by the county agent by the deadline, Friday, March 27th or the registration will be declined, and no entry will be granted)***

**PAPERWORK and JUDGES FORM DUE IN THE DISTRICT OFFICE ON March 24, 2020**

**SCHEDULE FOR THE DAY:**

8:15 am              Committee Arrives for Set-Up  
 8:45 am              Judges and Contestant Registration Open (Section 1)  
 9:00 am              Judges Orientation  
 9:15 am              Contest Orientation in assigned locations and Contest Begins  
 9:30-10:30        Section 1: Contests in Musical/Instrumental, Solo/Band and Celebrate 4-H  
 10:30                Contestant Registration Open (Section 2)  
 11:00                Contest Orientation in assigned locations and Contest Begins  
 11:15-12:15       Section 2: Contests in Choreographed Routine, Dramady, Poetry/Prose and Vocal

\*\*\*Awards Presentations immediately following in individual contest rooms\*\*\*

\*\*\*Contest times may be changed based on the number of entries received after registration

\*\*\*You may only compete in one contest during each time slot (For example, you many **not** compete in both Musical/Instrumental and Solo Band because they both fall in the same section time slot)

**\*\*\*Be sure to notify schools about 4-H’ers who will be competing at these 4-H functions for eligibility purposes. Please read and study the enclosed guidelines and share them with 4-H leaders and members.\*\*\***

## District Roundup Rules and Information

### DISTRICT REGISTRATION:

**Regular Registration:** March 10-24, 2020 on 4-H Connect  
**Late Registration:** March 25-26, 2020 on 4-H Connect

The registration fee will be \$10.00 per event entered/per child.  
A \$25 Late Fee will be added to all those who register on  
March 29-30<sup>th</sup>

### DISTRICT ENTRIES:

4-Hers who will be participating in District 10 Round-Up will be allowed to enter a maximum of one (1) contest from each of the two (2) columns listed below.

<u>Contest Area #1</u>	<u>Contest Area #2</u>
<i>Texas 4-H Round-Up Wednesday Contests</i>	<i>Texas 4-H Round-Up Thursday Contests</i>
STF - Choreographed Routine	STF - Celebrate 4-H
STF - Dramedy	STF - Musical/Instrumental
STF - Poetry/Prose	STF - Solo/Band
STF - Vocal	

**AGE DIVISIONS:** There will be three age divisions. Age division is determined by the 4-H'ers grade as of August 31, 2019.

- Juniors – 3<sup>rd</sup> Grade (and 8 years old) through 5<sup>th</sup> Grade
- Intermediates – 6<sup>th</sup> through 8<sup>th</sup> Grade
- Seniors – 9<sup>th</sup> through 12<sup>th</sup> Grade

## **VOLUNTEERS TO JUDGE ROUNDUP CONTESTS:**

Each county is asked to send at least **ONE (1)** judge. District Roundup Contests will need volunteers to serve as judges and assist with other contests. Agents will need to CONFIRM with these individuals prior to submitting their names. We will not be sending any confirmation letters to the volunteers prior to the contest so be sure to confirm with them.

**Please complete the 2020 Spring Round-Up Volunteers Google Doc by March 24, 2020:**

- Spring Round-Up -

[https://docs.google.com/spreadsheets/d/1FXHKDqSZESzT8fX5sf2nPW6bBhnM4AnuXyDQr3S0\\_s0/e/dit#gid=1157333569](https://docs.google.com/spreadsheets/d/1FXHKDqSZESzT8fX5sf2nPW6bBhnM4AnuXyDQr3S0_s0/e/dit#gid=1157333569)

## **SHARE THE FUN RULES:**

1. Counties may enter as many entries as they wish in each age division.
2. Share-the-Fun contest information can be found at: <http://texas4-h.tamu.edu/wp-content/uploads/2019-Share-the-Fun-Letter.pdf>
3. **You should bring everything you need (extension cord, microphone, sound system, music stand, music, speaker, amp, instrument, keyboard, etc.).**
4. **Please note that equipment that has been provided in the past (piano, keyboard, sound system, etc.) will not be provided this year.**

## 2020 District 10 4-H Share-The-Fun Agent Assignments

<b>SHARE THE FUN COMMITTEE</b>		
Shea Nebgen – Chair	Nathan Tucker – Co-Chair	Samantha Korzekwa
Sandra Kunkel	Matt Miranda	Crystal Wiltz
<b>JUDGES/ GROUP LEADERS/ SUPERINTENDENTS – TO BE ASSIGNED BEFORE</b>		
Nicole Demmer	Taylor Osbourn	Victoria Grissom
Wayne Morse	Grace Guerra-Gonzalez	Connie Sheppard
Sayako Seymour	David Rodriguez	Lauren Strom
Troy Luepke	James Crockett	Travis Franke
Dwight Sexton	Sonia Coyle	Kate Blankenship
Jeff Hanselka	Stephen Zoeller	Caroline McLaren
Jason Mangold	Bret Allen	Justin McGriff
Angela Fiedler	Natalie Cervantes	Courtney White
Bryan Davis	Hillary Long	
<b><u>***We are listing everyone for now (except those assigned to another contest on this day; however, most agents will probably be released once we have entries. Please hold this date until final assignments are released. ***</u></b>		
<b>REGISTRATION/TABULATION</b>		
Nelda Speller	Maggie Johnson	

# **2020 District 10 4-H Round-Up**

## **Instructions for Superintendents**

1. **Take a picture of your room so that it can be set back up the correct way.**
4. Review general information in the Texas 4-H Roundup Guide and give special attention to the description of the contests in which you are involved.
5. All Entries will be in your packet. Grade as of August 31, 2019: Junior 4-Hers **can** participate on an intermediate team, but no one can advance to a senior team.
  - Juniors – 3<sup>rd</sup> Grade (and 8 years old) – 5<sup>th</sup> Grade
  - Intermediates – 6<sup>th</sup> – 8<sup>th</sup> Grade
  - Seniors – 9<sup>th</sup>- 12<sup>th</sup> Grade
6. **Take roll call.** Start contest as soon as possible but do not rush contestants.
7. Introduce the judges and recognize leaders, coaches and visitors. Try to put the contestants at ease. Do not rush. This event is important to 4-H members. We must help them to feel secure in their contest so they can do the best job with their demonstration. **Remember, the time for setup and take down for Share-The-Fun is 4 minutes total, and 6 minutes for the performance.**
8. Ask who needs to compete first due to another conflict and then set-up the rest of the judging order accordingly. This will also be denoted on your folder for your contest room.
  - (a) Have each judge complete a score sheet for each contestant **with constructive comments.**
  - (b) Judges are not required to fill out scores - they will rank. Judges **do** need to make comments. (Review scorecard). The score sheets will be returned to tabulation and **agents** must pick up their packet at the end of the day.
  - (c) Complete copy of the Judges Report Sheet and be sure it is signed by all judges. One copy you will keep to read the results, the other will be turned in at the headquarters room with the score sheets.
  - (d) Compile information for each contest in the following order and paper clip:
    - Judges Report Form (2 copies)
    - Score Sheets grouped by contestant
  - (e) Leave contest room and area straight and dispose of anything left by contestants.

9. Check in at the contest headquarters so we'll know you have completed your contests and turn in your results.

10. Announcements to make:

(a) **No score/comment sheets will be returned to participants at the contest.**

(b) Urge participants to leave contest area clean and take all equipment to car when they have completed the contest.

(c) Remind all contestants that there is an official photo area at the entrance for everyone to get their photo taken with their award.

11. The awards for all contests will be given in the contest rooms. Please plan to stay and present your awards for your contest room.

Thanks for your help. We hope you will make suggestions for improving the contests next year.



# **Storyboard**

# **Packet**





**MEMORANDUM TO:** DISTRICT 10 4-H

**SUBJECT:** 2019-2020 DISTRICT 10 4-H STORYBOARD CONTEST

**FROM:** Michael Haynes  
District Extension Administrator

Megan Logan  
District 10 4-H Specialist

**DATE & TIME:** Thursday, April 23, 2020 at 9:00 a.m.

**LOCATION:** Texas A&M AgriLife Extension, Gillespie  
County 95 Frederick Rd.  
Fredericksburg, TX 78624

**REGISTRATION:**

Regular Registration, 4-H Connect, March 10-24, 2020, \$10 Entry Fee.  
Late Registration, 4-H Connect, March 25-26, 2020, \$35 Entry Fee.  
Registration will be found under the name “2019-2020 District 10 Spring Round-Up.”  
County Certification Deadline, March 27, 2020

**AGE DIVISIONS:**

There are three age divisions for competition as outlined below. 4-H members’ division is determined by their grade as of August 31, 2019.

- Junior-Grades 3<sup>rd</sup>, 4<sup>th</sup> & 5<sup>th</sup>
- Intermediate-Grades 6<sup>th</sup>, 7<sup>th</sup>, & 8<sup>th</sup>
- Senior-Grades 9<sup>th</sup>, 10<sup>th</sup>, 11<sup>th</sup> & 12<sup>th</sup>

**RULES:**

- A 4-H member may compete in only ONE category for Storyboard. Categories include:
- a. Wearable: Clothing that can be worn. Includes items such as pants, shorts, skirts, blouses, sweaters, coats, dresses, etc.
  - b. Accessory: Includes items such as belts, purses, bags, hats, etc.
  - c. Jewelry: Includes necklaces, bracelets, rings, earrings, etc.
  - d. Pet Clothing: Includes items that can be worn by a pet or any other animal.
  - e. Home Décor –items that are easy to move and make a home visually appealing, examples of home décor items include: throw pillows, table runner, or wall hanging.
  - f. Home Furnishings –items that make a home comfortable for living or working in. Examples include: couch, ottoman, chair, tables, desks, beds and the like.
2. Counties may submit unlimited entries in each Storyboard category.
3. Submission of Storyboard. Entering the competition is by submitting the Storyboard only. There will not be an interview. The Storyboard must be checked-in by 9:00 a.m.
4. Identification of Storyboard. The Storyboard label must be securely affixed to the back of the storyboard. The label MUST be legibly printed or typed and MUST be complete, including the answer to the Originality of Design question. The 4-H member should not put his/her name on the front.
5. Please refer to the Storyboard information included in this packet for all contest rules and guidelines. We will follow the Texas 4-H rules. State Storyboard Rules can be found at: <https://texas4-h.tamu.edu/projects/fashion-interior-design/>



# AGENT INFORMATION

District 10 4-H

Storyboard

## **AGENT PAPERWORK**

1. Academic Eligibility-Work with your local schools to make sure all contestants are academically eligible to compete.

### **2020 District 10 Fashion Show - Agent Assignments**

Review carefully the attached list of assignments for the day. You need to notify volunteers of their job responsibilities and let me know if someone cannot help. (Subject to change based on needs)

#### **FASHION SHOW COMMITTEE**

Gretchen Sanders, Chair  
Angie Gutierrez

Molly Flores, Co-Chair  
Alicia Ford  
Elsie Lacy

#### **REGISTRATION**

Gretchen Sanders

#### **JUDGES ORIENTATION**

Gretchen Sanders

#### **JUDGES**

Kara Spangler

Natalie Cervantes

Sayako Seymour

Hallie Randall

Hilary Putrite

Crystal Wiltz

Hillary Long

Caroline McLaren

Connie Sheppard

Lauren Strom

Sandy Kunkel

Courtney White

Mellanie Mickelson

Grace Guerra-Gonzalez

Victoria Grissom


Kate Blankenship

Sonia Coyle

Jymann Davis



# **Leaders 4 Life Packet**



**MEMORANDUM**

**TO:** District 10 County Extension Agents

**FROM:** Michael Haynes  
 District Extension Administrator

Megan Logan  
 Extension Program Specialist  
 4-H Youth Development

**SUBJECT:** 2019-2020 DISTRICT 10 4-H LEADERS 4 LIFE SKILLATHON CONTEST

---

Enclosed you will find the information for the 2019-2020 District 10 4-H Leaders 4 Life Skillathon Contest.

**Date:** **Thursday, April 23, 2020**

12:00 pm \*Committee Arrival & Set-up  
 1:00 pm Contestant Check-in  
 1:15 pm Orientation and Contest Begins

*\*Please note. A specific contest schedule depends upon the number of teams entered and will be released after entries are due. If the contest preceding the Leaders 4 Life contest is not completed by 12:00 PM, the Leaders 4 Life Committee will set up as soon as possible upon the contest's completion.*

**Location:** **First Baptist Fredericksburg**  
 1407 E. Main Street  
 Fredericksburg, TX 78624

**Deadlines:** Regular Registration: **March 10– March 24, 2020** at \$10 per participant.  
 Late Registration: **March 25 - 26, 2020** with an additional late fee of \$25 making a total of \$35 per participant.

**Due to the District Office on March 27, 2020**

- Senior Age Division - Service Learning Information Page: a short paragraph explaining your project (3-4 sentences)
- Junior/Intermediate Age Divisions - Promotional Piece

Please contact the District 10 Office or contact a committee member (listed below) if you have any questions.

**COMMITTEE:**

Mellanie Mickelson, Co-Chair  
 Rachel Bauer

Andy Hatcher, Co-Chair  
 Chris Wiemers

Charla Bading

## **DISTRICT 10 4-H LEADERS FOR LIFE SKILLATHON**

---

### **General Rules**

### **PLEASE READ ALL RULES CLOSELY!**

#### **OVERVIEW:**

The Leaders 4 Life Skillathon contest focuses on leadership, parliamentary procedure, service learning, and/or 4-H promotion. Local 4-H clubs are encouraged to begin the process by creating a leadership project group or developing their officers into a team to learn basic leadership skills, parliamentary procedure, service learning, and the importance of promoting 4-H to recruit new members. Counties may also use their County 4-H Council members to create a team.

#### **GENERAL RULES & GUIDELINES:**

1. **Membership.** Participants must be 4-H members currently enrolled in a Texas 4-H & Youth Development county program and actively participating in a leadership project.
2. **Age Divisions.** **There will be three (3) age divisions in this contest: Junior, Intermediate, and Senior.**

Age divisions will follow Texas 4-H Guidelines and are as follows:  
 (Grade as of August 31, 2018)

<u>Division</u>	<u>Grades</u>
Junior	3 <sup>rd</sup> -5 <sup>th</sup> Grade
Intermediate	6 <sup>th</sup> -8 <sup>th</sup> Grade
Senior	9 <sup>th</sup> -12 <sup>th</sup> Grade

\*\*\*Please note that Juniors and Intermediates are **NOT** allowed to advance to the Senior Age Division\*\*\*

3. **Advancement to State Contest.** Three (3) Seniors team will advance to the state contest at Texas 4-H Roundup. Only Senior teams are eligible for advancement to Texas 4-H Roundup.
4. **Entries per County and Members per Team.** There is no limit to the number of teams a county may enter. Each team will consist of four (4) to six (6) members in the same age division.
5. **Contest Resources.** There are numerous resources for this contest. The Texas 4-H website has a Leaders 4 Life page with additional materials at the following link:  
[http://texas4-h.tamu.edu/project\\_leadership/leaders](http://texas4-h.tamu.edu/project_leadership/leaders)

The website has teaching materials for agents/volunteers, as well as study materials for 4-H members. Most of the study materials are available for download for free on the L4L website, there are also additional materials that are not available online, and those are listed below.

There is a complimentary copy at each County Extension Office of the following four (4) resources:

*Dunbar's Parliamentary Procedure Made Easy*    *Dunbar's Meeting Procedure Guide*  
*Dunbar's Parliamentary Procedure Glossary*    *Dunbar's Guide For Making Motions*

Additional copies may be purchased by the 4-H member and/or county at the following website: <http://parlipro.northwest.net/>

The 4-H members and/or county will need to purchase at least one (1) resource:  
*Robert's Rules of Order*, 10<sup>th</sup> edition

**DISTRICT 10 4-H LEADERS FOR LIFE SKILLATHON**

**Contest Procedures**

**CONTEST COMPONENTS:**

There are three (3) components to the Leaders 4 Life Skillathon for both the Junior/Intermediate Age Division and the Senior Age Division. The contest components are listed below.

Age Division	Contest Components		
Senior	Parliamentary Procedure Demonstration	Question & Answer Session	Service Learning Interpretation Portion Includes interview questions
Intermediate	Parliamentary Procedure Demonstration	Question & Answer Session	Promotional Piece
Junior	Parliamentary Procedure Demonstration		Promotional Piece

**PARLIAMENTARY PROCEDURE DEMONSTRATION PROCEDURES:**

- Each team will consist of four (4) to six (6) members, including at a minimum the president, vice president, secretary, and treasurer. Up to two (2) additional team members can be in any position—such as reporter or recreation leader—or just as members of the club. Officer positions are determined by the team in advance.
- The teams will present a simulated 4-H meeting no longer than the specified time for their age division. Five points will be deducted from the average score for every minute over the time limit. That is, if a senior age division meeting goes over 20 minutes, the team will receive a 5-point deduction; over 21 minutes a 10-point deduction, over 22 minutes a 15-point deduction, and so on. The deductions will be handled in tabulation. The timekeeper will keep track of the length of presentations and provide the information for tabulation.

Age Division	Parliamentary Procedure Demonstration Time Limit
Senior	20 minutes
Intermediate	15 minutes
Junior	10 minutes

- Two examples of problems are provided to help teams prepare.
- The teams will be given problems to incorporate into the demonstration (Juniors will not have any problems to incorporate). A skeleton agenda will also be provided at the event. The teams must demonstrate all actions on the score sheet (required motions). They must incorporate the required motions into their demonstration, even if they are not listed in the contest problem. The additional problems may incorporate any of the motions listed below for the respective age division.

<b>Age Division</b>	<b>Number Of Problems To Incorporate Into Demonstration</b>	<b>Required Motions To Incorporate Into Demonstration</b>	<b>The Problems May Incorporate Any Of These Motions:</b>
Senior	3 problems	Main motion Amend a motion Division of the assembly Lay on the table Take from the table Withdraw a motion	Put a motion before the assembly (main motion) Lay on the table Amend a motion Division of the assembly Take from the table Withdraw a motion Division of a question Refer a motion to a committee Rise to a point of order Appeal the decision of the chair Previous question Rescind a motion Reconsider a motion Postpone a motion definitely Postpone a motion indefinitely Object to the consideration of the question
Intermediate	1 problem	Main motion Amend a motion	Division of the assembly Lay on the table Take from the table Withdraw a motion
Junior	0 problems	Main motion Amend a motion	None

- Each team must provide the following items of their own:
  - Minutes
  - Treasurer's Report
  - Letter of Communication
  - Committee Report

Please note that prepared scripts are not allowed. Contest officials will check these materials before the team enters the planning room and collect them at the end of its presentation.

- Before the demonstration, each team will have time to discuss the order of business and the problems of new business with fellow teammates in the planning room. No coaches, parents, agents, or other 4-H members not part of the team will be allowed in the planning room.

- Contestants may make notes on their agendas during the planning time. Time breakdown is as follows:

Age Division	Time in Prep Room
Senior	15 minutes
Intermediate	10 minutes
Junior	5 minutes

- Use of the gavel: The gavel is a symbol of authority. It is used by the president to maintain order and keep the meeting running smoothly. To use the gavel properly, the president should stand squarely and firmly on both feet, grasp the handle of the gavel firmly, and rap the table or gavel block authoritatively, with well-spaced taps.

The gavel is used to:

- Call the meeting to order—two (2) taps
- Tell members to be seated—one (1) tap
- Ask all members to rise—three (3) taps
- Maintain order—several taps
- Follow the announcement of the result of a vote—one (1) tap (this is a special rule for 4-H and supersedes the rules in Robert’s Rules of Order)
- Adjourn or recess the meeting—one (1) tap (if desired)
- The maximum of number of points for this section of the contest is 100 points.

**QUESTION & ANSWER SESSION ON PARLIAMENTARY PROCEDURE CONTEST PROCEDURES:**

- Each Intermediate and Senior team will be asked **ten (10) questions**.
- Each member of the team must answer at least one (1) question and no more than three (3) questions.
- Team members will answer questions in this order: president, vice president, secretary, treasurer, member, and member.
- The team will choose who will answer the remaining questions before they are read.
- Each contestant must begin response within 10 seconds & complete the answer within 1 min.
- Each question is worth up to 10 points, for a maximum score of 100 points for this section.

Age Division	Questions Will Be Based On The Following Resources:
Senior	<i>Robert’s Rules of Order, 10<sup>th</sup> edition</i> <i>Dunbar’s Parliamentary Procedure Made Easy (blue workbook)</i> <i>Dunbar’s Meeting Procedure Guide (blue)</i> <i>Dunbar’s Guide For Making Motions (yellow)</i> <i>Dunbar’s Parliamentary Procedure Glossary (green)</i>
Intermediate	<i>Dunbar’s Meeting Procedure Guide (blue)</i> <i>Dunbar’s Guide For Making Motions (yellow)</i> <i>Dunbar’s Parliamentary Procedure Glossary (green)</i>



### **NEW: JUNIOR/INTERMEDIATE PROMOTIONAL PIECE PROCEDURES:**

Teams will develop a tool to promote 4-H. The 4-H clover must be used on the showcase piece according to the guidelines in Use of the 4-H Name and Emblem. The Promote 4-H Showcase Piece may use any of these items:

- Banner
- Tabletop or tri-fold exhibit
- PowerPoint presentation
- Scrapbook
- Brochure
- Website

The team must also complete and turn in the Promote 4-H Showcase Piece and a Promote 4-H Showcase Form (available at the end of this packet) to explain when and how the piece was used to promote 4-H, the number of people reached, and the number of new 4-H members enrolled as a result of the 4-H promotion

This document will be turned in before the Leaders 4 Life Skillathon for judging. **It will be due to the District Office on March 27, 2020.**

### **SENIOR SERVICE LEARNING INTERPRETATION PIECE CONTEST PROCEDURES:**

Teams submit a very simple document (available at the end of this packet) that asks the name of the project they are interpreting with a short paragraph (3 to 4 sentences max.) that describes the project.

- This document is not judged but is to prepare the judging panel for an interview with the team.
- Judging Panel will ask interview questions of the team including, but not limited to, the project and how the 8 Steps of Service Learning (outlined on page 6 of "Use Your Hands... For Service" document) were utilized in their project.
- Interviews will last approximately 10 min. and be scored by a panel of judges (max 70 points)

This document will be turned in before the Leaders 4 Life Skillathon for judging. **It will be due to the District Office on March 27, 2020.**

Total points possible for entire contest: 270

---

**DISTRICT 10 4-H LEADERS FOR LIFE SKILLATHON**

---

*Senior Service Learning Interview—Information Sheet*

**County Name:**

**Project name:**

**Brief description of the Service Learning Project that your team conducted this year (maximum of four sentences):**

**DISTRICT 10 4-H LEADERS FOR LIFE SKILLATHON**

*Junior/Intermediate —Promote 4-H Showcase Form*

<b>County:</b>	<b>District:</b>
<b>Age Division (circle one):</b>	<input type="radio"/> Junior <input type="radio"/> Intermediate
<b>Team Member Name:</b>	
1.	
2.	
3.	
4.	
5.	
6.	


*Please answer the following questions about your Promote 4-H Showcase.*

1. **What was your Promote 4-H Showcase item and how was it used to promote 4-H in your county?**
  
  
  
  
2. **What was the role of each team member in developing and/or using the Promote 4-H Showcase in your county?**
  
  
  
  
3. **How many people were reached or viewed the Promote 4-H Showcase?**
  
  
  
  
4. **Did you recruit any new members to 4-H in your county as a result of your Promote 4-H Showcase?**
  
  
  
  
5. **Please provide any other information you want the judges to know!**


**DISTRICT 10 4-H LEADERS FOR LIFE SKILLATHON**

*Agent Assignments*

<b>Items To Take Care Of:</b>	<b>Committee Member in Charge:</b>
Secure Judges for Day of Contest	All Committee Members
Facilities, Flags, Refreshments, Etc.	All Committee Members
Secure Problems for Contest	All Committee Members
Questions & Answers	All Committee Members
Awards and Registration	Megan Logan



# **Duds to Dazzle Packet**



**MEMORANDUM TO:** Participants

**SUBJECT:** 2020 DISTRICT 10 4-H DUDS TO DAZZLE

**FROM:** Michael Haynes  
District Extension Administrator

Megan Logan  
District 10 4-H Specialist

**DATE:** Friday, April 24, 2020  
**LOCATION:** **First United Methodist Church**  
**1800 North Llano Street**  
 Fredericksburg, TX 78624

**DUDS TO DAZZLE** Angela Fiedler, Co-Chair  
Nicole Demmer, Co-Chair

Kate Blankenship,  
Hillary Long

**COMMITTEE:** Sonia Coyle  
Hillary Putrite  
Connie Sheppard

Grace Guerra-Gonzalez

**SCHEDULE:** (subject to change)

**\*\*\*4-H and FCH Agents, please hold Thursday, April 23, 2020 from 2:00-4:00pm to set-up.\*\*\***

Time	Duds to Dazzle
1:00pm	Agent Meeting
	Set-Up Registration, Rooms, Etc.
1:30pm	Judges and Contestant Registration
1:40pm- 2:10pm	Check Duds to Dazzle Kits
2:00pm	Judges Orientation
2:10pm	Contestant Orientation
2:30pm	Duds to Dazzle Begins
3:30pm	Duds to Dazzle Ends
3:40pm	Duds to Dazzle Judging Begins
5:00pm	Awards Program - ***subject to change depending on tabulation time***



### **HOUSING/CHAPERONES:**

District 10 4-H is not responsible for providing housing for participants. If counties are sending any youth without a parent or legal guardian, the appointed chaperone must follow the child protection procedures outlined in the Texas 4-H Youth Protection guidelines, administered by their respective county Extension office. Parents, legal guardians, and/or chaperones will be responsible for youth and must remain on-site through the duration of Duds to Dazzle.

### **DISTRICT REGISTRATION:**

**Regular Registration will be held on 4-H Connect March 10-24, 2020.** Late Registration on 4-H Connect **March 25-26, 2020 ONLY**.

**Registration will be found under the name “2019-2020 District 10 Spring Round-Up”**

#### **Regular Registration Fees:**

- \$10 Fee Per Team Member for Duds to Dazzle

#### **Late Registration Fees:**

- \$35 (\$10 Per Team Member Fee for Duds to Dazzle, plus \$25 late registration fee)

### **RULES:**

We will follow the State 4-H Duds to Dazzle rules for seniors. The 2020 State Duds to Dazzle Packet is attached and is also posted on the website at: [http://texas4-h.tamu.edu/wp-content/uploads/duds\\_to\\_dazzle\\_contest\\_guide\\_2020.pdf](http://texas4-h.tamu.edu/wp-content/uploads/duds_to_dazzle_contest_guide_2020.pdf)

All contestants will be ranked by their judges; this will determine the final placing for this contest. Judges rank will be final.

### **DISTRICT RULES:**

#### **AGE DIVISIONS:**

There are three age divisions in District 10 4-H Contests as outlined below. 4-H members' division is determined by their grade as of August 31, 2019.

- Juniors – 3<sup>rd</sup> Grade (and 8 years old) – 5<sup>th</sup> Grade
- Intermediates – 6<sup>th</sup> – 8<sup>th</sup> Grade
- Seniors – 9<sup>th</sup>- 12<sup>th</sup> Grade

## **COUNTY ENTRIES TO DISTRICT:**

Counties may advance 4-H members to the District contest as follows:

Two teams per age division (Junior, Intermediate, Senior) can be sent to district. A county could potentially send a total of 6 teams to compete at the district contest.

## **Duds to Dazzle:**

- Participants will be divided into the three age groups: Juniors, Intermediates, and Seniors.
- There is a Two team per age division limit that can be sent to district.
- Teams can consist of three to five members.
- Teams will be randomly assigned to a category; those assignments will not be announced until registration at the contest.
- There are three categories per age division: Wearable, Accessory/Jewelry, and Non-Wearable.
  - Wearable is clothing that is suitable to be worn by people or pets. Ex: shirt, coat, vest, dress, costume, leggings, swimsuit cover, etc.
  - Accessory/Jewelry is an article or set of articles that can be added to an outfit to make it more useful, versatile, or attractive. Ex: apron, earrings, purse, scarf, headband, hat, belt, necklace, etc.
  - Non-wearable is an item that is not suitable to be worn. Ex: pillow, towel, jewelry pouch, cellphone or iPad case, stuffed animal, doll clothes, Christmas stocking, etc.
- Resource materials provided at contest:
  - A Planning and Presentation Worksheet will be provided for each team at the contest. No other resource materials will be allowed. The following resources are available for teams to use in preparation for competition: Unraveling the Mystery of Design Elements and Principles in Clothing, Laundry on Your Own, Hand Stitching, Pricing Tips and Tricks, Safety Guide, and Simple Seaming Techniques
- Sewing kit:
  - Each team must supply their own equipment for the competition. Teams may bring only the supplies listed in the sewing kit section. Sewing kits will be checked by contest officials as teams check in for the contest. Any extra equipment will be confiscated, and the team may be disqualified.
  - There are different kits for each age division, please pay close attention to what your team is allowed to bring.

See Duds to Dazzle section of this letter for more details. You can also refer to the state website at:

[http://texas4-h.tamu.edu/wp-content/uploads/duds\\_to\\_dazzle\\_contest\\_guide\\_2020.pdf](http://texas4-h.tamu.edu/wp-content/uploads/duds_to_dazzle_contest_guide_2020.pdf)



## **4-H DUDS TO DAZZLE**

### *JUNIOR Sewing Kit*

*\*\*\*Each JUNIOR team will bring a sewing kit containing only one each of the following items, unless a different quantity is noted. A team can choose not to include a listed item, but no additional item may be added. A team may organize its kit by utilizing clear storage containers.\*\*\**

1" hook and eye closer	Pencils/pens (max. 5 each)
3" x 5" or 4" x 6" note cards (1 pkg.)	Pin cushion
Clear gridded ruler	Power strip
E-6000 glue adhesive	Safety pins (1 pkg. assortment)
Extension cord	Seam Gauge
Fabric markers (box of 10 or less)	Seam ripper (max. 5)
Fabric marking pens/pencils (max. of 2)	Self-adhesive Velcro fastener (1 pkg.)
First aid kit	Self-Healing Cutting Mat
Gallon/quart storage bags (1 box each)	Shears/Scissors (max. of 5)
Hand sewing needles (assortment)	Sketchbook
Hot glue gun & glue sticks (1 pkg.)	Straight Pins (1 pkg.)
Iron	Tabletop ironing mat or board
Manual pencil sharpener	Tape measure (max. 5)
No-sew adhesive tape (max. of 10 yds.)	Thimble (max. of 5)
Paper Plates (Maximum 25)	Thread (max. of 12 spools)
Paper towels (1 roll)	Timer or stopwatch
	Trash bags (1 box of 13-gal.)
	Water Bottle (filled)

## **4-H DUDS TO DAZZLE**

### *INTERMEDIATE Sewing Kit*

*\*\*\*Each INTERMEDIATE team will bring a sewing kit containing only one each of the following items, unless a different quantity is noted. A team can choose not to include a listed item, but no additional item may be added. A team may organize its kit by utilizing clear storage containers. \*\*\**

- |   |  |
|---|--|
| 1" hook and eye closer                  | Presser feet (max. of 5)               |
| 3" x 5" or 4" x 6" note cards (1 pkg.)  | Rotary cutter (with blade cover)       |
| Bobbins                                 | Rotary Cutter Gloves                   |
| Clear gridded ruler                     | Safety pins (1 pkg. assortment)        |
| E-6000 glue adhesive                    | Seam Gauge                             |
| Elastic (1/2" and 1", 1 pkg. each)      | Seam ripper (max. 5)                   |
| Extension cord                          | Self-adhesive Velcro fastener (1 pkg.) |
| Fabric markers (box of 10 or less)      | Self-healing Cutting Mat               |
| Fabric marking pens/pencils (max. of 2) | Sewing machine (standard, no serger)   |
| Filled water bottle (max. of 16 oz.)    | Sewing machine kit:                    |
| First aid kit                           | Sewing machine manual                  |
| Gallon/quart storage bags (1 box each)  | Sewing machine needles (variety)       |
| Hand sewing needles (assortment)        | Sew-on Velcro fastener (1 pkg.)        |
| Hot glue gun & glue sticks (1 pkg.)     | Shears/Scissors (max. of 5)            |
| Iron                                    | Sketchbook                             |
| Manual pencil sharpener                 | Straight Pins (1pkg)                   |
| No-sew adhesive tape (max. of 10 yds.)  | Tabletop ironing mat or board          |
| Paper Plates (Maximum 25)               | Tape measure (max. 5)                  |
| Paper towels (1 roll)                   | Thimble (max. of 5)                    |
| Pencils/pens (max. 5 each)              | Thread (max. of 12 spools)             |
| Pin cushion                             | Timer or stopwatch                     |
| Power strip                             | Trash bags (1 box of 13-gal.)          |

## **4-H DUDS TO DAZZLE**

### *SENIOR Sewing Kit*

Each team will bring a sewing kit containing only one each of the following items, unless a different quantity is noted. A team can choose not to include a listed item, but no additional item can be added. A team may organize their kit by utilizing a storage container of choice.

<input type="checkbox"/>	1" foam paint brush (max. of 3)	<input type="checkbox"/>	1" hook and eye closer
<input type="checkbox"/>	3" x 5" or 4" x 6" note cards (1 pkg.)	<input type="checkbox"/>	3-in-1 beading tool
<input type="checkbox"/>	Bobbins	<input type="checkbox"/>	Calculator
<input type="checkbox"/>	Clear gridded ruler	<input type="checkbox"/>	E-6000 glue adhesive
<input type="checkbox"/>	Elastic (1/2" and 1"; 1 pkg. each)	<input type="checkbox"/>	Extension cord
<input type="checkbox"/>	Fabric markers (box of 10 or less)	<input type="checkbox"/>	Fabric marking pens/pencils (max. of 2)
<input type="checkbox"/>	Water bottle (max. of 16 oz.)	<input type="checkbox"/>	First aid kit
<input type="checkbox"/>	Storage bags—Gallon/quart (1 box each)	<input type="checkbox"/>	Hand sewing needles (assortment)
<input type="checkbox"/>	Hot glue gun & glue sticks (1 pkg.)	<input type="checkbox"/>	Iron
<input type="checkbox"/>	Manual pencil sharpener	<input type="checkbox"/>	Mod podge (max. of 16 oz.)
<input type="checkbox"/>	No-sew adhesive tape (max. of 10 yds.)	<input type="checkbox"/>	Paper plates (max.25)
<input type="checkbox"/>	Paper towels (1 roll)	<input type="checkbox"/>	Pencils/pens (max. 5 each)
<input type="checkbox"/>	Pin cushion	<input type="checkbox"/>	Power strip
<input type="checkbox"/>	Presser feet (max. of 5)	<input type="checkbox"/>	Rotary cutter (with blade cover)
<input type="checkbox"/>	Rotary cutter gloves (1 pair)	<input type="checkbox"/>	Safety pins (1 pkg. assortment)
<input type="checkbox"/>	Seam gauge	<input type="checkbox"/>	Seam ripper (max. 5)
<input type="checkbox"/>	Self-adhesive Velcro fastener (1 pkg.)	<input type="checkbox"/>	Self- healing cutting mat
<input type="checkbox"/>	Sewing machine (standard, no Serger)	<input type="checkbox"/>	Sewing machine manual
<input type="checkbox"/>	Sewing machine needles (variety)	<input type="checkbox"/>	Sew-on Velcro fastener (1 pkg.)
<input type="checkbox"/>	Shears/scissors (max. of 5)	<input type="checkbox"/>	Sketchbook
<input type="checkbox"/>	Straight pins (1 package)	<input type="checkbox"/>	Tabletop ironing mat or board
<input type="checkbox"/>	Tape measure (max. 5)	<input type="checkbox"/>	Thimble (max. of 5)
<input type="checkbox"/>	Thread (max. of 12 spools)	<input type="checkbox"/>	Timer or stopwatch
<input type="checkbox"/>	Trash bags (1 box of 13-gal.)	<input type="checkbox"/>	

## **4-H DUDS TO DAZZLE**

### **RULES OF PLAY**

1. **Check-in.** Teams will report to the designated location for check-in.
2. **Orientation.** An orientation will be provided for all participants.
3. **Stations.** Each team will be directed to a construction station. There will be collections of materials at each station, but no pattern. The materials must be used to represent a constructed item from one of the following categories: Wearable, Accessory/Jewelry, or Non-wearable.
4. **Resources and Instructions.** A textile, resources, and any necessary additional instructions will be located at each station to assist the team.
5. **Time.** Each team will have 60 minutes to construct an item, plan a presentation, and clean up the construction area.
6. **Participants only.** Only participants and contest officials will be allowed in construction areas.
7. **Equipment.** Teams that may experience any equipment malfunction(s) may not replace the equipment with supplies from another team, leaders, volunteers, county Extension agents, or contest officials. Instead, team members must work together and be creative in completing construction without the malfunctioning equipment.
8. **Construction:** Each team will be provided with a textile reflective of the assigned category and will create a garment/item using it. Each category may be provided the same textile, or each may receive a separate original item. *Clarification: at contest, all teams competing in Wearable may receive a men's button-down dress shirt; each team competing in Accessory/Jewelry get 5 silk neck ties; and the teams entered in the Non-wearable category are given table runners. Or, every team competing in Duds to Dazzle is provided with an adult-sized t-shirt to refurbish. The choice is at the discretion of the contest officials.*
9. **Design and Development.** Teams are challenged with being creative in developing an original product with the materials provided.
  - a. Teams must incorporate each material into the product. However, teams may determine the exact amount of each material to use. The final product must be comprised of a minimum of 50% of the initial material(s). *Clarification: if the category is Accessory/Jewelry, and the team is provided a cloth shower curtain as the original item to be refurbished, they do not have to use 50% of the shower curtain. If you choose to make a purse from the shower curtain, you do not need to use 50% of the shower curtain; however, a minimum of 50% of the finished purse must be comprised of the curtain.*
  - b. Teams will have access to a "closet" of additional materials that may be incorporated into their products. The number of additional materials a team may get will be determined by contest officials and announced during participant orientation.
  - c. The sketch book, note cards, and the Duds to Dazzle Clothing & Textile Competition Worksheet may be used to prepare for construction of the item and the team's presentation. Teams should be exact on materials utilized, construction steps, techniques used, etc.

10. **Presentation:** When time is called, each team will present their item, according to the criteria on the score card, to a panel of at least two judges. A team can display the final product to the judges as they choose: model, hold, or place on the table.
- a. All team members must participate in the presentation, with at least three of them having a speaking role.
  - b. Judging time will include:
    - i. 5 minutes for the presentation
    - ii. 3 minutes for judges' questions
    - iii. 4 minutes between team presentations for judges to score and write comments
  - c. Teams are allowed the use of note cards during the presentation but should not read from them, as this minimizes the effectiveness of their communication.
  - d. Judges may ask teams questions that are not directly related to the particular item constructed during the contest. Instead, some questions may address the general knowledge gained through the 4-H members' clothing and textiles project learning experiences.
  - e. No talking or writing is allowed among any team members while waiting to give the team presentation. Team members caught talking and/or writing will receive a warning. The second time, the team will be disqualified and asked to leave the contest facility. Team members should not have pens or pencils in their possession while waiting to give their presentation.
11. **Clean-up:** Teams must clean up their construction areas. Clean-up time is included in the 60-minute construction allotment. Only "hot" items will be allowed to remain in the construction area, such as an iron or hot glue gun.
12. **Rankings.** Placing will be based on rankings of teams by judges. Judges' results are final.
13. **Awards Program.** An awards program will be held at the conclusion of the judging process.


## **4-H DUDS TO DAZZLE**

### *Competition Resources*

In preparation for the Duds to Dazzle Clothing Competition, participants should not limit themselves to studying only the resources provided at the contest. Provided contest resources include:

- Duds to Dazzle Explore Curriculum [https://texas4-h.tamu.edu/wp-content/uploads/Explore\\_Clothing\\_DudstoDazzle.pdf](https://texas4-h.tamu.edu/wp-content/uploads/Explore_Clothing_DudstoDazzle.pdf)
- Laundry on Your Own [https://texas4-h.tamu.edu/wp-content/uploads/DudsDazzle\\_Resource\\_Laundry\\_on\\_Your\\_Own\\_L-5200.pdf](https://texas4-h.tamu.edu/wp-content/uploads/DudsDazzle_Resource_Laundry_on_Your_Own_L-5200.pdf)
- Unraveling the Mystery of Design Elements and Principles in Clothing (4H 313) – Iowa State University Extension [https://texas4-h.tamu.edu/wp-content/uploads/DudsDazzle\\_Resource\\_Unraveling\\_the\\_Mystery\\_of\\_Design\\_Elements\\_and\\_Principles\\_in\\_Clothing.pdf](https://texas4-h.tamu.edu/wp-content/uploads/DudsDazzle_Resource_Unraveling_the_Mystery_of_Design_Elements_and_Principles_in_Clothing.pdf)
- Hand Stitching (15.105). SEW-lotions Guidelines, Your Guide to Successful Sewing [https://texas4-h.tamu.edu/wp-content/uploads/DudsDazzle\\_Resource\\_Hand\\_Stitching\\_15.105\\_SEW-lotions\\_Guidelines\\_Your\\_Guide\\_to\\_Successful\\_Sewing.pdf](https://texas4-h.tamu.edu/wp-content/uploads/DudsDazzle_Resource_Hand_Stitching_15.105_SEW-lotions_Guidelines_Your_Guide_to_Successful_Sewing.pdf)
- Simple Seaming Techniques (11.110). SEW-lotions Guidelines, Your Guide to Successful Sewing [https://texas4-h.tamu.edu/wp-content/uploads/DudsDazzle\\_Resource\\_Simple\\_Seaming\\_Techniques\\_11.110\\_SEW-lotions\\_Guidelines\\_Your\\_Guide\\_to\\_Successful\\_Sewing.pdf](https://texas4-h.tamu.edu/wp-content/uploads/DudsDazzle_Resource_Simple_Seaming_Techniques_11.110_SEW-lotions_Guidelines_Your_Guide_to_Successful_Sewing.pdf)
- Pricing Tips and Tricks [https://texas4-h.tamu.edu/wp-content/uploads/DudsDazzle\\_Resource\\_Pricing\\_Tips\\_and\\_Tricks.pdf](https://texas4-h.tamu.edu/wp-content/uploads/DudsDazzle_Resource_Pricing_Tips_and_Tricks.pdf)
- Safety Guide [https://texas4-h.tamu.edu/wp-content/uploads/DudsDazzle\\_Resource\\_Safety\\_Guide.pdf](https://texas4-h.tamu.edu/wp-content/uploads/DudsDazzle_Resource_Safety_Guide.pdf)

Additional information and resources regarding the Duds to Dazzle contest can be found on the Texas 4-H website at: <https://texas4-h.tamu.edu/projects/clothing-textiles/>



**Fashion Show**  
**Buying & Construction**  
**And Natural Fibers**  
**Packet**







All contestants will be ranked by their judges and this will determine the final placing for this contest. Judges rank will be final.

All contestants will be ranked by their judges and this will determine the final placing for this contest. Judges rank will be final.

Counties may advance 4-H members to the District contest as follows:

A 4-H member may compete in only ONE category for Fashion Show

Counties may only submit TWO Junior/Intermediate/Senior entries in each Fashion Show category

Dressing Rooms:

Dressing rooms will not be available. Participants are encouraged to wear their entry to the Fashion Show.

Bathrooms will be available to change clothes for the Fashion Show. Do not leave your items in the bathroom.

#### **4-H CONNECT ENTRY UPLOAD REQUIREMENTS:**

##### **Juniors & Intermediates Buying:**

2020 District 10 4-H Fashion Show Construction Entry Form

Fashion Show Narrative

##### **Juniors & Intermediates Construction:**

2020 District 10 4-H Fashion Show Construction Entry Form

Fashion Show Narrative

##### **Seniors Buying:**

2020 Texas 4-H Fashion Show Construction Entry Form

Fashion Show Narrative

##### **Seniors Construction:**

2020 Texas 4-H Fashion Show Buying Entry Form

Fashion Show Narrative

##### **Seniors Natural Fiber Contest:**

2020 Texas 4-H Fashion Show Natural Fiber Entry Form

# **FASHION SHOW BUYING & CONSTRUCTION:**

## **Junior and Intermediate Fashion Show Categories:**

### **Buying:**

1. All garments worn (garments that are visible –i.e., blouse under jacket or vest) during the interview process must be included in the buying worksheet.

### **Construction:**

1. Garments may be constructed by sewing, knitting, or crocheting. Accessories may be purchased.

2. All garments worn (garments that are visible –i.e., blouse under jacket or vest) during the interview process must be constructed **with the exception of the Separates category**. Close-fitting legwear, tights, and pantyhose do not need to be constructed.

<b>Separates</b>	One item that may include a top, vest, jacket, skirt, skort, pants, shorts, overalls (long or short)
<b>Ensembles</b>	Minimum of one top and one bottom piece-total of 2 garments. (Examples: top-blouse, vest, jacket; bottom-skirt, skort, pants, shorts, overalls)
<b>Dresses/Jumpers</b>	To include just a dress, a dress with a vest or jacket, any jumper regardless if they made their top or not. A dress is a dress regardless of the number of pieces. (Formal dresses may not be entered in this category).
<b>Specialty/Formal</b>	<ul style="list-style-type: none"><li>• <b>Specialty:</b> Limited to athletic and special purpose garments. Examples are band, pep squad and cheerleader uniforms; athletic garments such as jogging suits, swimsuits, leotards and skiwear; sleep wear; and theatrical and circus-type costumes such as clown suits and ballet costumes. Garments in this category should not be suitable for ordinary daily activities.</li><li>• <b>Formal:</b> Limited to garments worn for formal evening events and formal weddings. This category includes tuxedos, formal gowns, wedding dresses and bridesmaid's dresses. Garments in this category should not be suitable for ordinary daily activities.</li></ul>

## Senior Fashion Show Categories:

### **Buying:**

1. All garments worn (garments that are visible –i.e., blouse under jacket or vest) during the interview process must be included in the buying worksheet.
2. In Buying, first place winners may enter the same category in which they have previously been awarded a first-place entry at State. See related rule in the 2020 4-H Roundup guide.

### **CATEGORY DESCRIPTIONS:**

<b>Business/ Interview Attire</b>	<p>Entry should be an outfit you would wear for a job interview, scholarship interview, job fair, or other professional event.</p> <ol style="list-style-type: none"><li>1. Professional – This is a more traditional, conservative approach (e.g., business suit or blazer, tie and dress slacks for men; business suit, pantsuit, or jacket and dress for women) and may vary by employer or industry.</li><li>2. Business Casual – This trend is more relaxed and comfortable but demonstrates good judgment in choices and displays a neat appearance (e.g., polo shirt, shirt with a collar or sweater, khakis or other slacks, dress or casual leather shoes for men and women; moderate length dress or skirt for women).</li></ol>
<b>Fantastic Fashions under \$25</b>	<p>This category is designed to expand the 4-H member's shopping experience to include different shopping venues. Outfits must be purchased at a garage sale, consignment store, Goodwill, Salvation Army, or other retail business. Receipts are required for everything that is visible during the interview, except shoes. Receipts for garage sales can be handwritten. This includes jewelry and accessories. Do not need to account for</p>
<b>Semi-Formal to Formal</b>	<p>Entry must be designed for semi-formal to formal occasions and made from fabrics intended for the same. Semi-formal is a little less formal than formal black tie. Ex. For women dresses or stylish pantsuit made of taffeta, chiffon, satin or other similar fabrics. For men dress includes jacket or vest, trousers and a tie. Current fashion does not dictate that a tie is necessary. Formal includes men's suits and tuxedos and</p>
<b>Special Interest</b>	<p>Entry should be a specific outfit that you NEED to know how to purchase wisely. Entry should be something that reflects a special interest of the participant, such as equestrian clothing and riding apparel, dance costumes, hiking clothing, or rock-</p>

**Senior Fashion Show Categories continued:**

**Construction:**

1. Garments may be constructed by sewing, knitting, or crocheting. Accessories may be purchased.
2. All garments worn (garments that are visible –i.e., blouse under jacket or vest) during the interview process must be constructed. Close-fitting legwear, tights, and pantyhose do not need to be constructed.
3. In Construction, first place winners may enter the same category in which they have previously been awarded a first–place entry at State. See related rule in the 2020 4-H Roundup guide.

**CONSTRUCTION CATEGORY DESCRIPTIONS:**

<b>Everyday Living</b>	Includes casual sportswear, weekend-wear, sleepwear, clothing for school, casual after- school events, or hanging out with friends
<b>ReFashion</b>	The result of modifying existing clothing or fabric item (such as table cloth or curtain) into something more fashionable. The main purpose of ReFashion is creativity, as well as sewing skills. The member designs and sews a wearable garment from previously used garments or fabric item. The completed garment is different from its original use, not just an alteration. (Examples: neck ties sewn together to form a skirt or taking old t-shirts and making them into a skirt)
<b>Semi-Formal to Formal</b>	Entry must be designed for semi-formal to formal occasions and made from fabrics intended for the same. Original material must be fabric and not from recycled items. Semi-formal is a little less formal than formal black tie. Ex. For women dresses or stylish pantsuit made of taffeta, chiffon, satin or other similar fabrics. For men dress includes jacket or vest, trousers and a tie. Current fashion does not dictate that a tie is necessary.
<b>Theatre/Costume</b>	Garment intended for use as a costume, which would include stage production. May be sewn from fabric or from another garment. These garments may be unusual or innovative materials; imaginative but wearable.

## **Natural Fibers Contest**

1. This contest is for Seniors only.
2. Counties may submit as many Seniors in Natural Fibers entries as they chose.
3. See the Texas 4-H rules for more information on this contest.
4. The Natural Fibers competition may be entered in addition to Construction or Buying. Entries in the Natural Fibers contest may be wool, mohair, or cotton as outlined in the state packet.
5. The Natural Fiber Contest has two categories: cotton and wool/mohair. Entry in the Natural Fiber Contest does not have to be the same entry as the Fashion Show Buying or Construction entry. The 4-H member must choose a category at the county level and compete in that category at all levels. The entry worn at the district contest must be the one worn at the state contest. Accessories such as shoes, jewelry, hat, gloves, and scarfs may be changed, but changes must be included on the paperwork. The appropriate garment category should be determined by the style, fabric, and use of the garment. No one may change divisions or categories between district and state contests.
6. The garment selected can be constructed or purchased. A complete outfit, except for a blouse or shirt under the garment, is made of the eligible fashion fabric. Examples include jacket and pants made of wool, but shirt or blouse does not need to be made of wool; a full-length coat made of eligible fashion fabric worn over a garment of any fiber content. Lining fabric, interfacing fabric, and trims are not required to meet the fiber content requirements.
7. Once a contestant has won first place at the state contest in one category (cotton or wool/mohair), he/she is no longer eligible to compete in that category.
8. Garments need to meet the specific requirements of either Wool/Mohair/Alpaca or Cotton. See the table below for specific requirements.
9. If the Fashion Show Natural Fiber Entry Form does not show that the entry meets the eligibility requirements, the entry will be disqualified.

<b>COTTON</b>	Each garment entered must contain a minimum of 60% cotton. Knowledge of fiber characteristics, production, and end use is required.
<b>WOOL / MOHAIR / ALPACA</b>	Each garment entered must contain a minimum of: <ul style="list-style-type: none"> <li>• 60% wool and 40% other fiber</li> <li>• 60% mohair and 40% other fiber</li> <li>• 60% blend of the two fibers and 40% other fiber</li> <li>• 100% wool/mohair blend is also acceptable</li> </ul>

**2020 DISTRICT 10  
4-H FASHION SHOW INFORMATION SHEET  
BUYING ENTRY FORM**

**Circle One:**

JUNIOR

INTERMEDIATE

**Category (check one):**

Separates

Ensembles

Dresses/Jumpers

Specialty/Formal

---

Name \_\_\_\_\_ County \_\_\_\_\_

Address \_\_\_\_\_

Grade as of Aug. 31, 2019 \_\_\_\_\_ Birthdate \_\_\_\_\_

Number of years in Clothing Project \_\_\_\_\_

---

Insert or attach a head-to-toe photo of the participant in the competition garment in the space below.  
The photo should not exceed 4" x 6".

1. What goals did you set for your Fashion Show Entry?
  
  
  
  
  
  
  
  
  
  
2. What community service activities were you involved in with in your Clothing & Textiles project?
  
  
  
  
  
  
  
  
  
  
3. How does this outfit express your personality?
  
  
  
  
  
  
  
  
  
  
4. Where would you wear this outfit? Why would this outfit be good to wear to this event?
  
  
  
  
  
  
  
  
  
  
5. What is the fiber content of your garment(s) and what are the care requirements for your outfit?
  
  
  
  
  
  
  
  
  
  
7. Where did you purchase your outfit? Check all that apply.  
 Garage Sale       Department Store       Thrift Shop       Discount Store  
 Resale Store       Other (please explain)
  
  
  
  
  
  
  
  
  
  
8. How much did your outfit cost?

9. Describe your leadership experiences within your Clothing & Textiles project?

10. What did you learn in your Clothing & Textiles project?

12. **Narrative for Fashion Show** - Please limit to 75 words. An example is provided below.

Example: Jane Smith, a senior from Caldwell County, is showcasing her crocheted dress. Jane spent 2 hours every night for 3 weeks constructing this navy blue dress that she will use for church events and awards ceremonies.

---

I certify that I have read the 2020 Clothing and Textiles and that my entry complies with the requirements. Contestant's Signature: \_\_\_\_\_ Date Signed: \_\_\_\_\_

I have read this form and give permission for my child to participate in the District 10 4-H Fashion Show awards program. I certify that I have read the 2020 Clothing and Textiles Packet and that my child's entry complies with the requirements.

Signature of the Parent/Guardian: \_\_\_\_\_ Date Signed: \_\_\_\_\_

I certify that the 4-H member whose signature appears above has been provided a copy of the 2020 Clothing and Textiles Packet and that he/she has completed a clothing project.

Signature of County Agent: \_\_\_\_\_ Date Signed: \_\_\_\_\_



**2020 DISTRICT 10  
4-H FASHION SHOW INFORMATION SHEET  
CONSTRUCTION ENTRY FORM**

**Circle One:**

JUNIOR

INTERMEDIATE

**Category (check one):**

Separates

Ensembles

Dresses/Jumpers

Specialty/Formal

---

Name \_\_\_\_\_ County \_\_\_\_\_

Address \_\_\_\_\_

Grade as of Aug. 31, 2019 \_\_\_\_\_ Birthdate \_\_\_\_\_

Number of years in Clothing Project \_\_\_\_\_

---

Insert or attach a head-to-toe photo of the participant in the competition garment in the space below.  
The photo should not exceed 4" x 6".

1. What goals did you set for your Fashion Show Entry?
2. What community service activities were you involved in with in your Clothing & Textiles project?
3. How does this outfit express your personality?
4. Where would you wear this outfit? Why would this outfit be good to wear to this event?
5. Which piece of your outfit did you construct?
6. What is the fiber content of your outfit (i.e.: cotton, silk)? Please list individually for each garment in your outfit?
7. What type of care is required of the fabric(s) in your garment?
8. How much did it cost to make your garment?

9. Juniors: Identify *one* construction technique used during construction and the importance/significance to the garment.  
Intermediates: Identify *two* construction techniques used during construction and the importance/significance to the garment.

10. Describe your leadership experiences within your Clothing & Textiles project?

11. What did you learn in your Clothing & Textiles project?

12. **Narrative for Fashion Show** - Please limit to 75 words. An example is provided below.

Example: Jane Smith, a senior from Caldwell County, is showcasing her crocheted dress. Jane spent 2 hours every night for 3 weeks constructing this navy blue dress that she will use for church events and awards ceremonies.

---

I certify that I have read the 2020 Clothing and Textiles and that my entry complies with the

requirements. Contestant's Signature: \_\_\_\_\_ Date Signed: \_\_\_\_\_

I have read this form and give permission for my child to participate in the District 10 4-H Fashion Show awards program. I certify that I have read the 2020 Clothing and Textiles Packet and that my child's entry complies with the requirements.

Signature of the Parent/Guardian: \_\_\_\_\_ Date Signed: \_\_\_\_\_

I certify that the 4-H member whose signature appears above has been provided a copy of the 2020 Clothing and Textiles Packet and that he/she has completed a clothing project.

Signature of County Agent: \_\_\_\_\_ Date Signed: \_\_\_\_\_

## **Questions for Fashion Show Junior and Intermediate**

### **Construction:**

1. What did you learn in your 4-H clothing project?
2. How many years have you been sewing?
3. Where will you wear this garment and how does it fit into your wardrobe?
4. What is the fiber content of your garment? Is it natural or man-made?
5. How will you care for your garment?
6. What was the most difficult thing in constructing your garment?
7. Did you change your pattern in any way? If so, how?
8. What community service activities have you participated in with in your Clothing and Textiles project?
9. How have you demonstrated leadership in your 4-H clothing project?

### **Buying:**

1. Did you enjoy your clothing project this year?
2. What did you learn in your 4-H clothing project?
3. Where will you wear this garment and how does it fit into your wardrobe?
4. What is the fiber content of your garment? It is natural or man-made?
5. How will you care for your garment?
6. Tell us why you selected this garment?
7. Why did you enter your garment in this category?
8. What community service activities have you participated in with in your Clothing and Textiles project?
9. How have you demonstrated leadership in your 4-H clothing project?

# AGENT INFORMATION

District 10 4-H

Fashion Show-

Buying & Construction

and

Natural Fibers

## **AGENT PAPERWORK**

1. Judges-Names of **two (2) confirmed** judges-complete the 2019-2020 District 10 Spring Round-Up Google Doc: <http://bit.ly/springroundup> Due to District Office by March 27.

We would like to pair a teen judge with an adult to judge all of the Junior and Intermediate Fashion Show Categories. This is great leadership for them! Please recruit them to assist in this activity.

2. Awards Program-Names of Intermediate and Senior Age Division 4-H members to assist with awards program. Due to District Office by March 27.

3. Academic Eligibility-Work with your local schools to make sure all contestants are academically eligible to compete in the Fashion Show and Natural Fibers Contests.

### **2020 District 10 Fashion Show - Agent Assignments**

Review carefully the attached list of assignments for the day. (Subject to change based on needs)

#### **FASHION SHOW COMMITTEE**

Gretchen Sanders, Chair  
Angie Gutierrez

Molly Flores, Co Chair  
Alicia Ford  
Elsie Lacy

#### **REGISTRATION**

Maggie Johnson

Nelda Speller

#### **CONTESTANT ORIENTATION**

Molly Flores

#### **JUDGES & GROUP LEADER ORIENTATION**

Gretchen Sanders

#### **TABULATION**

Maggie Johnson

Nelda Speller

Charla Bading

#### **AWARDS PROGRAM**


Natalie Cervantes

#### **JUDGES/GROUP LEADERS**


Kara Spangler  
Caroline McLaren  
Connie Sheppard  
Hallie Randall  
Kate Blankenship  
Sonia Coyle  
Courtney White

Hillary Long  
Grace Guerra-Gonzalez  
Victoria Grissom  
Lauren Strom  
Hilary Putrite  
Nathan Tucker  
Jymann Davis

Mellanie Mickelson  
Sayako Seymour  
Taylor Osbourn  
Matt Miranda  
Sandy Kunkel  
Crystal Wiltz



# **Small Bore Rifle Packet**



**TEXAS 4-H YOUTH DEVELOPMENT – DISTRICT 10**

Small Bore Rifle Contest

**MEMORANDUM**

**TO:** District 10 4-H Coordinators

**FROM:** Michael Haynes  
District Extension Administrator

Megan Logan  
District 10 4-H Specialist

**SUBJECT:** 2020 District 10 4-H Small Bore Rifle Contest

**DATE:** **Saturday, April 25, 2020**

**LOCATION:** **Wilson County Fairgrounds, Floresville, TX**

**REGISTRATION:** Regular Registration: March 10 -March 24, 2020 on 4-H Connect  
Late Registration: March 25-26, 2020 ONLY on 4-H Connect (no late entries will be accepted after this deadline)

District 10 will be conducting the 4-H Smallbore Rifle Contest on Saturday, April 25, 2020 at the Wilson County Fairgrounds in Floresville. **This is an Indoor – 50 foot competition.**

A concession stand will be provided the day of the contest. We ask that you patronize that concession stand as a gesture of “thanks.”

**DIVISIONS:** There will be four divisions. Division is determined by the 4-Hers grade as of August 31, 2019.

- Junior – 3<sup>rd</sup>-5<sup>th</sup> Grade
- Junior Intermediate – 6<sup>th</sup>-7<sup>th</sup> Grade
- Intermediate – 8<sup>th</sup> Grade
- Senior – 9<sup>th</sup>-12<sup>th</sup> Grade



## TEAM/

**INDIVIDUAL:** Counties may enter as many teams as they wish in each age division. Junior, Junior Intermediate, Intermediate and Senior age divisions may enter up to two (2) individuals in the contest and individuals will be eligible for high point individual awards.

## CONTEST

**SCHEDULE:** A shooting schedule will be sent to counties after registration has closed and all entries have been compiled.

## EQUIPMENT/

**MATERIALS:** Contestants/counties will be required to provide their own firearms and ammunition.

- Any rifle - Rifle must conform to NRA 3.2 rule. Any safe .22 caliber rimfire rifle chambered for .22 Short, .22 Long or .22 Long Rifle cartridges may be used in Smallbore 3-position Rifle competitions. No restriction is placed on barrel length or overall weight of the rifle and accessories. No part of the rifle or any attachment may extend more than three (3) inches (7.62 cm) beyond the rear of the shooter's shoulder. Triggers must not be subject to accidental discharge. The same rifle must be used throughout a match except in the case of malfunction or a disabled rifle. In either event the competitor may change rifles with the permission of the range officer.
- Ammunition - At least 100 rounds per contestant for sighting and scoring. Only standard .22 rimfire ammunition commercially catalogued as .22 Short, .22 Long or .22 Long Rifle ammunition with an overall length of not more than 1.1 inches, a lead or alloy bullet no larger than .23 inches in diameter and a weight of no more than 40 grains may be used. (Match, target or standard velocity ammunition will give the best accuracy and precision in most firearms.) No hollow points are allowed.

Eye and Ear Protection – Required for everyone on the range including competitors, coaches and range officer.

Rifle rests - Seniors and Intermediates are recommended to use rifle rests between firing in the standing position.

**TARGETS:** Orion targets will be used for all Senior, Intermediate, Junior Intermediate, and Junior competitors.  
Targets will be provided for each team member, for each firing position. You do not need to bring targets.  
Targets will be coded and distributed to the coach at the registration held immediately prior to the start of the contest.

**NOTE: If a Top Gun contest is held following the District Rifle Contest, the sponsoring organization/county/club must provide all targets, awards, etc.**

**SCORING:** Scoring will be done by the Orion Electronic Scoring system. Any cross-over shots, excessive shots or sighting shots out of sighting bulls, etc. must be

verified and initialed by the range officer before the target is removed from the backstop. Once removed from the backstop, special consideration will not be given. It is the responsibility of the coach to verify these irregularities and bring them to the attention of the range officer at the time of occurrence and to have the range officer make a notation on the target before it is removed from the backstop. Also, contrary to State Rifle Contest Rules which enforces NRA Rule 9.8B, stating basically “participants will go for the record shots once a sighter is out of the sighter ring”, the District will not enforce the rule but coaches must report sighters out of the ring to the range officer.

The decision on scoring challenges will be accomplished using the “protest” feature in the Orion system, not using a plug as stated in NRA rule 10.10.6.1.

**AWARDS:** Awards will be presented after scores have been tabulated following the contest.

**LIABILITY  
FORM:**

A liability form will be required for every participant. It must be completed and signed by both the contestant and the parents prior to participation. **This form must be received in the District Office by March 30, 2020**

**RANGE  
OFFICER:**

The range officer will run the range, monitor safety and conduct, verify targets and assist shooters as necessary. The range officer will make note of cross-over shots, excessive shots, sighting shots out of sighting bull or other irregularities at the time they occur and make notations on targets to facilitate the scoring process. The range officer will receive protests and make a decision on whether or not to uphold the protest. He may choose to consult with the head scorer to pass judgment on a protest concerning scoring.

**SAFETY:**

All firearms, whether being carried, at rest in vehicles near the range, or at rest, will be unloaded and will have bolts open except when on firing line in the process of firing. All firearms are required to have “open bolt indicators” (OBI’s) until called to firing point and preparation time, when a match is completed and when cease fire is called. All rifles will remain in a case or appropriate rifle stand at all times until the participants are instructed by the range officer to take them to the firing line. A total of four coaches will be allowed on the firing line with each four-member team. A safety committee consisting of one person per participating county will be appointed by the safety committee chairpersons prior to the contest, with three persons on duty at any one time. It will be the responsibility of these persons to monitor the safe conduct and handling of firearms of all persons present in and around the contest location and to either immediately correct the situation or report the infraction to the range officer.

**CONDUCT:**

Violation of accepted rules of safety and conduct on the range will, at the discretion of the range officer, disqualify a contestant, or in the case of a coach, result in the removal of the coach from the firing line.

## DISTRICT

### RULES:


The following rules have been set by the District Shooting Sports Committee:

- 1) Coaches will be responsible for safety of equipment (e.g., Trigger pull); however, the selected range officer will have the authority to deem something unsafe and make corrections at time of the contest.
- 2) NRA rules will be followed except as noted. State rules apply at District Contest.
- 3) Adequate and appropriate eye and ear protection is required for all persons on the firing line during live firing at all 4-H shooting sports events and activities at all levels (state, district, county and club) with the following exceptions.
- 4) Individuals will register themselves for this event. ***If families are required to pay the registration fee on 4-H Connect, they may only use a credit card or debit card. No personal checks may be sent to the Texas 4-H Foundation for payment. If counties are paying for all contestants, they may send ONE COUNTY Check for all participants and it must be in the Foundation Office BEFORE the contest! Checks are to be made out to Texas 4-H Foundation.***
- 5) There will be a charge of \$1.00 per challenge of target scoring. Juniors, Junior Intermediates, and Intermediates will be allowed to have a coach present during the challenge. Senior shooters must challenge by themselves.
- 6) Firing Positions for each age division are as follows:

Division	Prone Targets	Kneeling Targets	Standing Targets	Time Allotted
Junior 3 <sup>rd</sup> -5 <sup>th</sup> Grade	2	0	0	30
Junior Intermediate 6 <sup>th</sup> -7 <sup>th</sup> Grade	2	1	0	45
Intermediate 8 <sup>th</sup> Grade	1	1	1	45
Senior 9 <sup>th</sup> -12 <sup>th</sup> Grade	2	2	2	90



# Maps

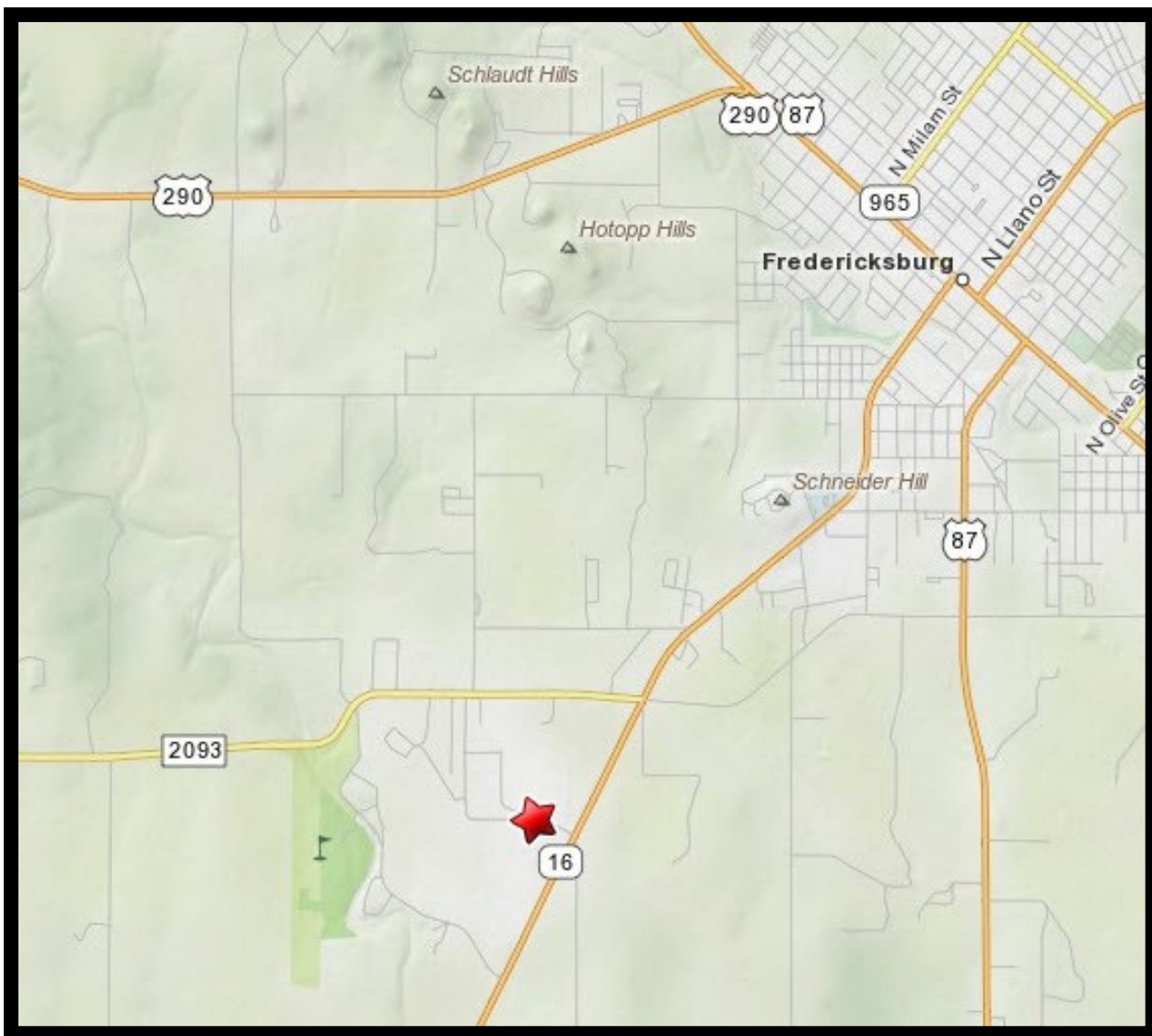


**Soil Judging, Range & Pasture ID, Range Evaluation, Mohair Judging, Wool Judging, and Livestock Judging.**

**Gillespie County Fairgrounds**

530 Fair Drive

Fredericksburg, TX 78624

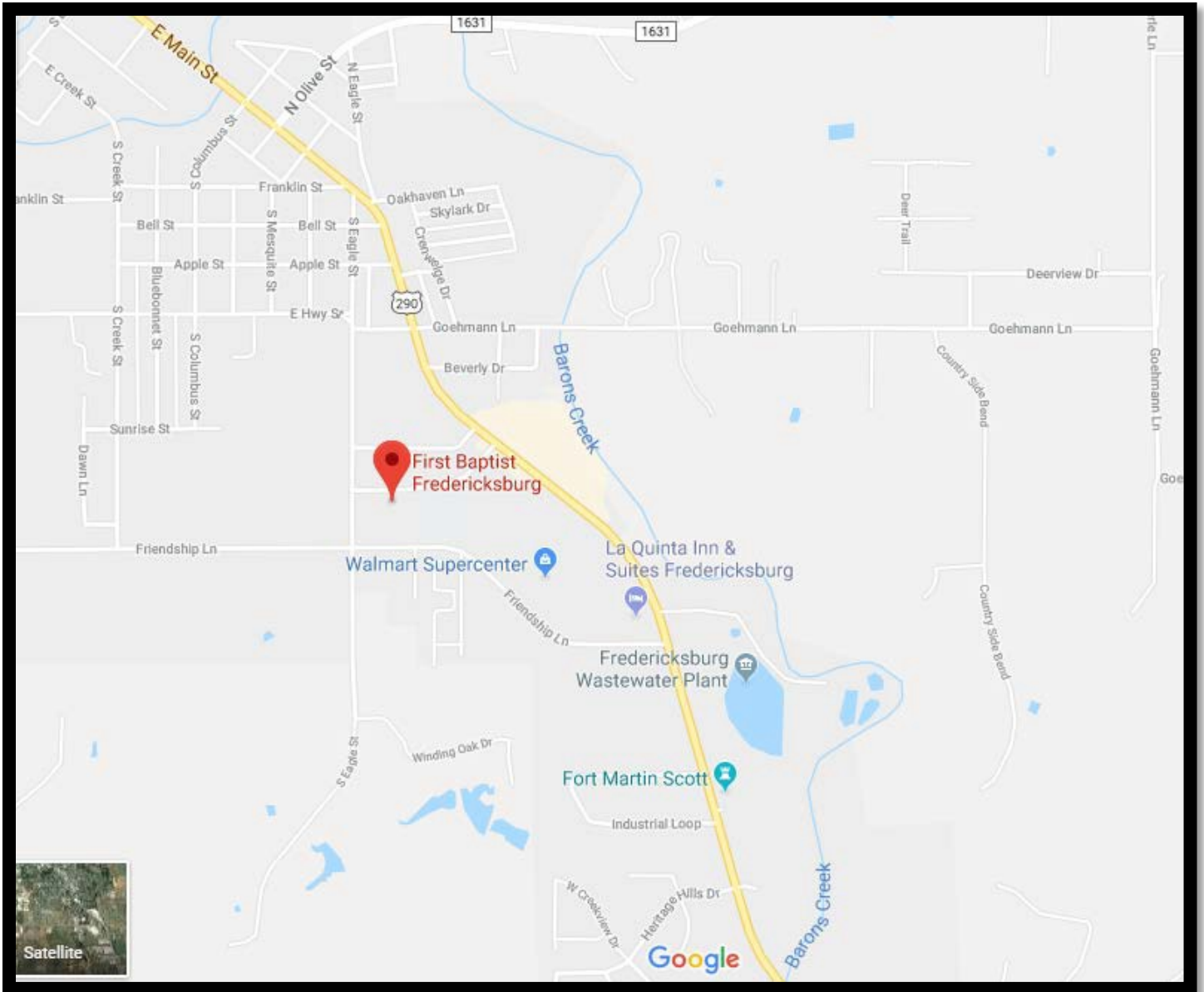


# Share-The-Fun and Leaders 4 Life

## First Baptist Fredericksburg

1407 E. Main Street

Fredericksburg, TX 78624

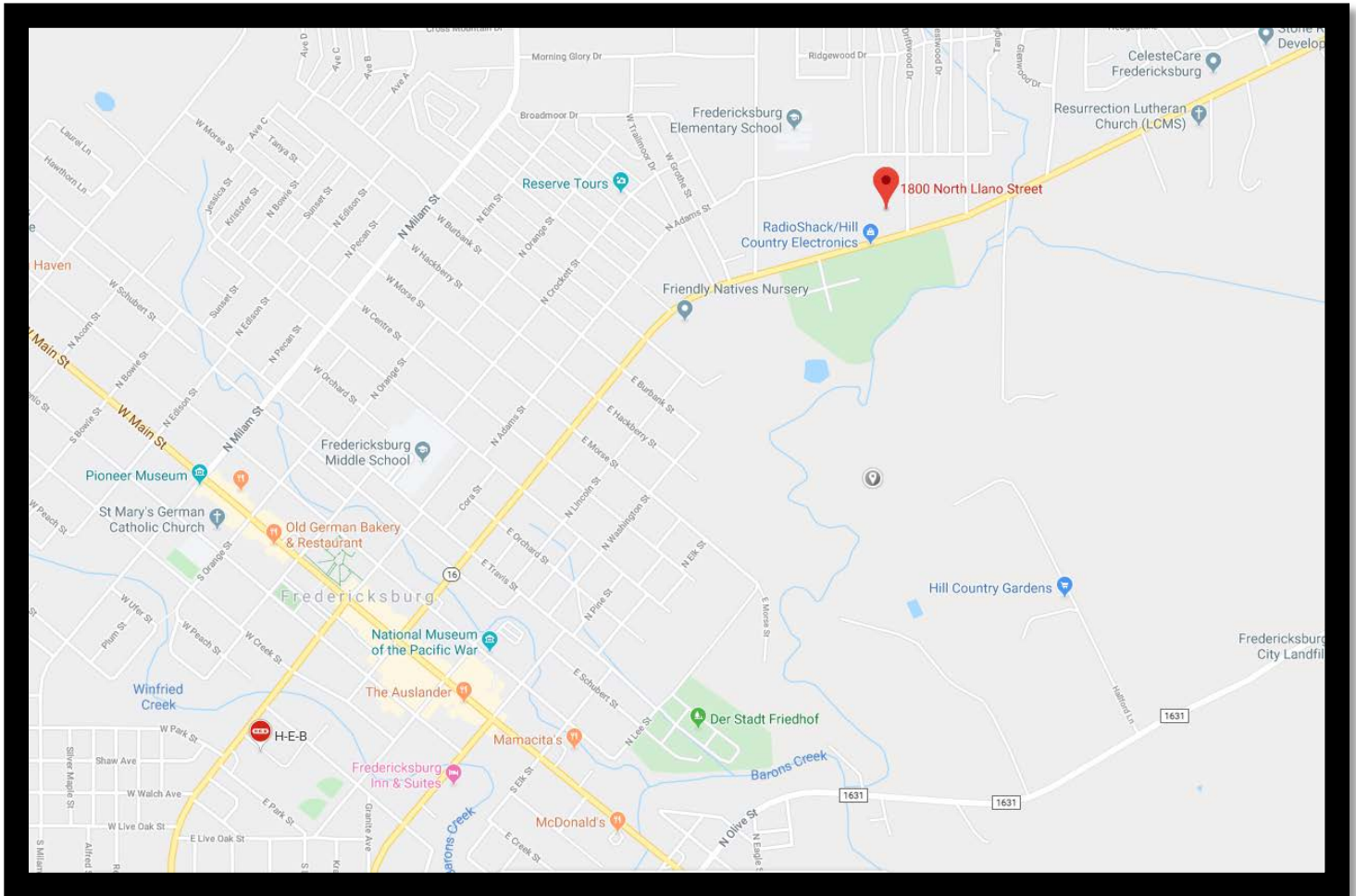


# Duds to Dazzle and Fashion Show

## First Methodist Church

1800 N Llano St

Fredericksburg, TX 78624

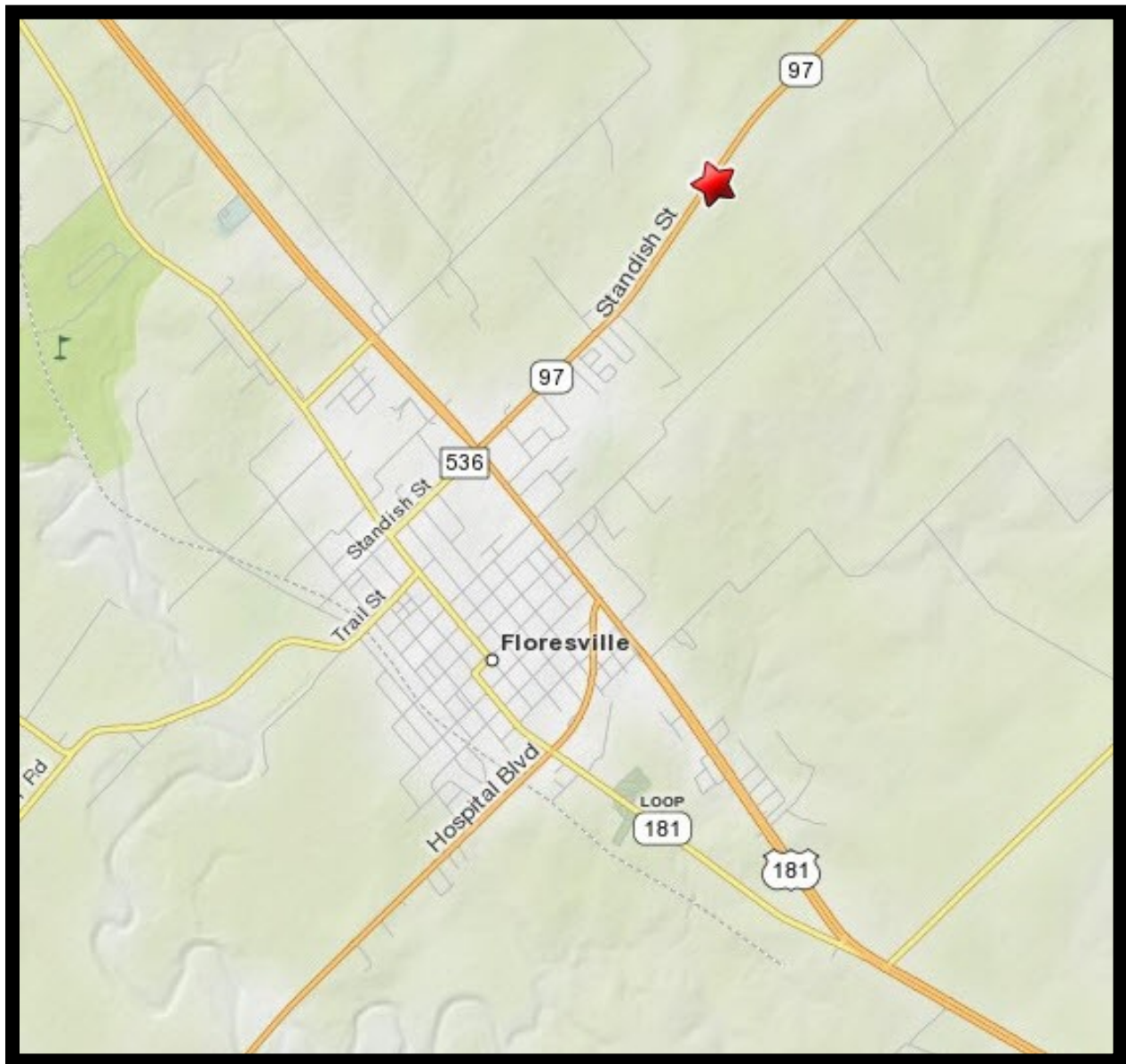


# Small Bore Rifle Contest

## Wilson County Fairgrounds

To get driving directions from your location go to: [www.mapquest.com](http://www.mapquest.com)

- Select "Directions"
- Put in your starting location
- Put in destination location of 435 State Highway 97 E, Floresville, TX 78114
- Print your map and directions







## **4-H Motto and Pledge**

**In support of the 4-H Club Motto: To  
Make the Best Better**

**I pledge: My Head to clearer thinking,  
My Heart to greater loyalty, My Hands  
to larger service, and My Health to  
better living, for my club, my  
community, my country, and my  
world**

