

**2020 Bexar County
Fashion Show/
Duds to Dazzle Contest**



March 14, 2020

Texas A&M AgriLife Ext.




Table of Content

Duds to Dazzle Registration Page 3
Texas 4H Duds to Dazzle Page 4
Fashion Show Page 16
Buying Junior & Intermediate Page 17
Construction Junior & Intermediate Page 24
Senior Buying Page 30
Senior Construction Page 37
Natural Fiber Contest Page 44
4H Storyboard Contest Page 52
Eligibility Form Page 60

Angie Gutierrez
County Extension Agent
(210) 641-0400
aogutierrez@ag.tamu.edu

Natalie Cervantes
County Extension Agent
(210) 641-0400
ntcervantes@ag.tamu.edu

Patricia Valdillez
Office Assistant
(210) 641-0400
patricia.valdillez@ag.tamu.edu

FORMS DUE DATE: MARCH 9,2020

Duds to Dazzle Registration Form with Payment

Fashion Show Junior / Intermediate Buying Entry Form Fashion Show

Junior/ Intermediate Construction Entry Form

Fashion Show Senior Buying Entry Form

Fashion Show Senior Construction Entry Form

Natural Fiber Entry Form

4 H Storyboard Label Form with board due by March 11, 2020 to County Office

3355 Cherry Ridge, Ste. 212, San Antonio, TX 78230

Eligibility Form



Bexar County 4-H Duds To Dazzle Contest – Saturday, March 14, 2020

Registration Form DUE Monday, March 9, 2020

Club: _____

Leader: _____

Team Name: _____	Juniors – Grades 3 – 5 Intermediates – Grades 6 – 8 Seniors – Grades 9 - 12	
Names of Team Members: (Mary Doe) (3 – 5 makes a team)	Age: (Junior, Intermediate, Senior)	Duds To Dazzle Contest – \$10 per team
Team Name: _____	Juniors – Grades 3 – 5 Intermediates – Grades 6 – 8 Seniors – Grades 9 - 12	
Names of Team Members: (Mary Doe) (3 – 5 makes a team)	Age: (Junior, Intermediate, Senior)	Duds To Dazzle Contest – \$10 per team

County 4-H Duds to Dazzle Contest is \$10 per team. Registration form and entry fee (\$10) are due to our office by Monday, March 9, 2020 to Patricia Valdillez. Make check payable to “Bexar 4-H Council”. There is a drop slot in the front door to assist you in making this deadline. Any questions, please contact us at (210) 631-0400.

Texas 4-H Duds to Dazzle

Fashion & Interior Design Competition

In the Texas 4-H Youth Development Program, 4-H members participate in the 4-H Fashion & Interior Design project to become knowledgeable in a multitude of concentrated skills including, but not limited to, design, construction and consumer buying. The Texas 4-H Duds to Dazzle qualifying competition has taken another step in expanding the learning experience by “going green” through the introduction of eco-fashion.

OBJECTIVES

- Allow participants to exhibit knowledge and skills gained through their 4-H Fashion & Interior Design project by designing, constructing, and presenting a finished product.
- Allow participants learning opportunities.
- Promote teamwork.
- Help 4-H’ers gain experience in public speaking.
- Provide leadership opportunities for young people.
- Assist youth in gaining an appreciation for recycling textiles so that they do not end up in the waste stream.



This symbol denotes a new or modified rule for 2019-2020!

Texas 4-H Duds to Dazzle

RULES OF PLAY



1. Teams will report to the designated location for check-in.
2. An orientation will be provided for all participants.



3. No electronic devices or jewelry (except for medically required) is allowed in the contest. This includes cell phones, smart watches or other communication devices.

4. Each team will be directed to a construction station. There will be collections of materials at each station, but no pattern. The materials following categories: Wearable, Accessory/Jewelry, or Non-wearable.
5. A textile, worksheet, and any necessary additional instructions will be located at each station to assist the team.
6. Each team will have 60 minutes to construct an item, plan a presentation, and clean up the construction area.



7. A textile, worksheet, and any necessary additional instructions will be located at each station to assist the team. Teams will no longer be given a scenario card.

8. Only participants and contest officials will be allowed in construction areas.
9. Teams that may experience any equipment malfunction(s) may not replace the equipment with supplies from another team, volunteers, County Extension Agents, or contest officials. Instead, team members must work together and be creative in completing construction without the malfunctioning equipment.
10. Each team will be provided with a startup textile item(s) for their assigned category and will create a garment/item using them. Each category may be provided the same textile, or each category may receive a separate original item. *Clarification: at contest, all teams competing in Wearable may receive a men's button-down dress shirt; each team competing in Accessory/Jewelry get 5 silk neck ties; and the teams entered in the Non-wearable category are given table runners. Or, every team competing in Duds to Dazzle is provided with an adult-sized t-shirt to refurbish. The choice is at the discretion of the contest officials.*
11. Teams are challenged with being creative in developing an original product with the materials provided.
 - a. Teams must incorporate each material into the product. However, teams may determine the exact amount of each material to use, keeping in mind that a minimum of 50% of the final product must include the initial material(s). *Clarification: if the category is Accessory/Jewelry, and the team is provided a cloth shower curtain as the original item to be refurbished, they do not have to use 50% of the shower curtain. If you choose to make a purse from the shower curtain, you do not need to use 50% of the shower curtain; however, a minimum of 50% of the finished purse must be comprised of the curtain.*

- b. Teams will have access to a “closet” of additional materials that may be incorporated into their products. The number of additional materials a team may get will be determined by contest officials and announced during participant orientation.
 - c. The sketch book, note cards, and worksheet may be used to prepare for construction of the item and the team’s presentation. Teams should be exact on materials utilized, construction steps, techniques used, etc.
12. When time is called, each team will present their item, according to the criteria on the score card, to a panel of at least two judges. A team can display the final product to the judges as they choose: model, hold, or place on the table.
- a. All team members must participate in the presentation, with at least three of them having a speaking role.
 - b. Judging time will include:
 - i. 5 minutes for the presentation
 - ii. 3 minutes for judges’ questions
 - iii. 4 minutes between team presentations for judges to score and write comments
 - c. Teams are allowed the use of note cards during the presentation but should not read from them, as this minimizes the effectiveness of their communication.
 - d. Judges may ask teams questions that are not directly related to the item constructed during the contest. Instead, some questions may address the general knowledge gained through the 4-H members’ Fashion & Interior Design project learning experiences.
 - e. No talking or writing is allowed among any team members while waiting to give the team presentation. Team members caught talking and/or writing will receive a warning. The second time, the team will be disqualified and asked to leave the contest facility. Team members should not have pens or pencils in their possession while waiting to give their presentation.
13. Teams must clean their construction areas. Clean-up time is included in the 60-minute construction allotment. Only “hot” items will be allowed to remain in the construction area, such as an iron or glue gun.
14. It is at the discretion of the contest officials if finished products will remain, or if teams may take.
15. Placing will be based on ranking of teams by judges. Judges’ results are final.
16. An awards program will be held after the judging process.

4-H DUDS TO DAZZLE

JUNIOR Sewing Kit

****Each JUNIOR team will bring a sewing kit containing only one each of the following items, unless a different quantity is noted. A team can choose not to include a listed item, but no additional item may be added. A team may organize its kit by utilizing clear storage containers. ****

1" hook and eye closer	Pin cushion
3" x 5" or 4" x 6" note cards (1 pkg.)	Power strip
Clear gridded ruler	Safety pins (1 pkg. assortment)
E-6000 glue adhesive	Seam Gauge
Extension cord	Seam ripper (max. 5)
Fabric markers (box of 10 or less)	Self-adhesive Velcro fastener (1 pkg.)
Fabric marking pens/pencils (max. of 2)	Self-Healing Cutting Mat
First aid kit	Shears/Scissors (max. of 5)
Gallon/quart storage bags (1 box each)	Sketchbook
Hand sewing needles (assortment)	Straight Pins (1 pkg.)
Hot glue gun & glue sticks (1 pkg.)	Tabletop ironing mat or board
Iron	Tape measure (max. 5)
Manual pencil sharpener	Thimble (max. of 5)
No-sew adhesive tape (max. of 10 yds.)	Thread (max. of 12 spools)
Paper Plates (Maximum 25)	Timer or stopwatch
Paper towels (1 roll)	Trash bags (1 box of 13-gal.)
Pencils/pens (max. 5 each)	Water Bottle (filled)

4-H DUDS TO DAZZLE

INTERMEDIATE Sewing Kit

****Each INTERMEDIATE team will bring a sewing kit containing only one each of the following items, unless a different quantity is noted. A team can choose not to include a listed item, but no additional item may be added. A team may organize its kit by utilizing clear storage containers. ****

1" hook and eye closer	Presser feet (max. of 5)
3" x 5" or 4" x 6" note cards (1 pkg.)	Rotary cutter (with blade cover)
Bobbins	Rotary Cutter Gloves
Clear gridded ruler	Safety pins (1 pkg. assortment)
E-6000 glue adhesive	Seam Gauge
Elastic (1/2" and 1", 1 pkg. each)	Seam ripper (max. 5)
Extension cord	Self-adhesive Velcro fastener (1 pkg.)
Fabric markers (box of 10 or less)	Self-healing Cutting Mat
Fabric marking pens/pencils (max. of 2)	Sewing machine (standard, no serger)
Filled water bottle (max. of 16 oz.)	Sewing machine kit:
First aid kit	Sewing machine manual
Gallon/quart storage bags (1 box each)	Sewing machine needles (variety)
Hand sewing needles (assortment)	Sew-on Velcro fastener (1 pkg.)
Hot glue gun & glue sticks (1 pkg.)	Shears/Scissors (max. of 5)
Iron	Sketchbook
Manual pencil sharpener	Straight Pins (1pkg)
No-sew adhesive tape (max. of 10 yds.)	Tabletop ironing mat or board
Paper Plates (Maximum 25)	Tape measure (max. 5)
Paper towels (1 roll)	Thimble (max. of 5)
Pencils/pens (max. 5 each)	Thread (max. of 12 spools)
Pin cushion	Timer or stopwatch
Power strip	Trash bags (1 box of 13-gal.)

4-H DUDS TO DAZZLE

SENIOR Sewing Kit

Each team will bring a sewing kit containing only one each of the following items, unless a different quantity is noted. A team can choose not to include a listed item, but no additional item can be added. A team may organize their kit by utilizing a storage container of choice.

<input type="checkbox"/>	1" foam paint brush (max. of 3)	<input type="checkbox"/>	1" hook and eye closer
<input type="checkbox"/>	3" x 5" or 4" x 6" note cards (1 pkg.)	<input type="checkbox"/>	3-in-1 beading tool
<input type="checkbox"/>	Bobbins	<input type="checkbox"/>	Calculator
<input type="checkbox"/>	Clear gridded ruler	<input type="checkbox"/>	E-6000 glue adhesive
<input type="checkbox"/>	Elastic (1/2" and 1"; 1 pkg. each)	<input type="checkbox"/>	Extension cord
<input type="checkbox"/>	Fabric markers (box of 10 or less)	<input type="checkbox"/>	Fabric marking pens/pencils (max. of 2)
<input type="checkbox"/>	Water bottle (max. of 16 oz.)	<input type="checkbox"/>	First aid kit
<input type="checkbox"/>	Storage bags—Gallon/quart (1 box each)	<input type="checkbox"/>	Hand sewing needles (assortment)
<input type="checkbox"/>	Hot glue gun & glue sticks (1 pkg.)	<input type="checkbox"/>	Iron
<input type="checkbox"/>	Manual pencil sharpener	<input type="checkbox"/>	Mod podge (max. of 16 oz.)
<input type="checkbox"/>	No-sew adhesive tape (max. of 10 yds.)	<input type="checkbox"/>	Paper plates (max.25)
<input type="checkbox"/>	Paper towels (1 roll)	<input type="checkbox"/>	Pencils/pens (max. 5 each)
<input type="checkbox"/>	Pin cushion	<input type="checkbox"/>	Power strip
<input type="checkbox"/>	Presser feet (max. of 5)	<input type="checkbox"/>	Rotary cutter (with blade cover)
<input type="checkbox"/>	Rotary cutter gloves (1 pair)	<input type="checkbox"/>	Safety pins (1 pkg. assortment)
<input type="checkbox"/>	Seam gauge	<input type="checkbox"/>	Seam ripper (max. 5)
<input type="checkbox"/>	Self-adhesive Velcro fastener (1 pkg.)	<input type="checkbox"/>	Self- healing cutting mat
<input type="checkbox"/>	Sewing machine (standard, no Serger)	<input type="checkbox"/>	Sewing machine manual
<input type="checkbox"/>	Sewing machine needles (variety)	<input type="checkbox"/>	Sew-on Velcro fastener (1 pkg.)
<input type="checkbox"/>	Shears/scissors (max. of 5)	<input type="checkbox"/>	Sketchbook
<input type="checkbox"/>	Straight pins (1 package)	<input type="checkbox"/>	Tabletop ironing mat or board
<input type="checkbox"/>	Tape measure (max. 5)	<input type="checkbox"/>	Thimble (max. of 5)
<input type="checkbox"/>	Thread (max. of 12 spools)	<input type="checkbox"/>	Timer or stopwatch
<input type="checkbox"/>	Trash bags (1 box of 13-gal.)	<input type="checkbox"/>	

DUDS TO DAZZLE FASHION & INTERIOR DESIGN COMPETITION SCORECARD

Team Members:	County:	Category:	Age Division:
Criteria	Comments	Score	
1. Team Preparation – to be judged during the preparation portion of the contest.			
Preparation: Team members display a rational process for creating their final product. Tasks are completed resourcefully and in a logical order.		(10)	
Safety Precautions: Team members exhibit knowledge of how to use tools in the kit safely in the development of the constructed item.		(10)	
Teamwork: Cooperation, effectiveness, communication of team members, and efficient use of time including cleaning of work space.		(10)	
Use of Materials: Minimum of 50% of the final product made from the start up item or items provided. Utilization of the sewing closet. Innovative use of supplies.		(10)	
Construction: Appropriate technics used during construction. Materials and steps included.		(10)	
2. Team Presentation – to be judged during the presentation and question/answer portion of the contest.			
Intended Audience: Knowledge of the target audience for final product. Identify where the item would be sold.		(10)	
Pricing: Estimate retail price of the constructed item. Understanding of how the price is created.		(10)	
Fiber Characteristics and Care: Understanding of fiber characteristics and general care of the textile used in the constructed item.		(10)	
Overall Appearance: Level of skill performed, techniques utilized, enhancements made, design principles used, etc. Product fits assigned category.		(10)	
Presentation Skills: Overall effectiveness of communication skills (voice, poise, articulation), number of members presenting, etc.		(10)	
Additional comments:		Total Score	
		Judge's Initial	

4-H DUDS TO DAZZLE FASHION & INTERIOR DESIGN PLANNING & PRESENTATION WORKSHEET

Project Description (sketch or describe what your finished product will look like):

Construction (know the materials used and steps in the construction of the item):
Materials:

Steps:

Knowledge of general care of the textile used in the construction of the item (know what fiber is in the textile and how to clean it):

Fiber(s):

Care Instructions:

Safety Precautions (list personal safety precautions taken during the construction of the item):

Intended Purchaser and Purchase Location (who is the intended audience, and where they would buy the item):

Purchaser:

Purchase Location:

Estimated Sell Price (what would the retail cost be to purchase the item; explain):

Team Member Roles (list each team member and their tasks/responsibilities):

4-H DUDS TO DAZZLE FASHION & INTERIOR DESIGN COMPETITION RESOURCES

In preparation for the Duds to Dazzle Fashion & Interior Design Competition, participants may choose to study the following resources:

- Duds to Dazzle Explore Curriculum
- Laundry on Your Own
- Unraveling the Mystery of Design Elements and Principles in Clothing (4H 313) – Iowa State University Extension
- Hand Stitching (15.105). SEW-lotions Guidelines, Your Guide to Successful Sewing
- Simple Seaming Techniques (11.110). SEW-lotions Guidelines, Your Guide to Successful Sewing
- Pricing Tips and Tricks
- Safety Guide

These resources and additional information regarding the Duds to Dazzle Fashion & Interior Design Competition can be found on the Texas 4-H website at, <https://texas4-h.tamu.edu/projects/clothing-textiles/>.

Possible Duds to Dazzle Interview Questions

Use of Materials

- Discuss why you chose to create this item from your starting item or items. What other ideas were discussed?
- Describe the items that were selected from the supply closet and how they impact your final product.

Construction

- How did you decide which methods to use in constructing this item?
- What skills did you learn while preparing for this contest?
- How will you use your construction skills after you graduate from the 4-H program?

Intended Audience

- How would you determine a target audience?
- How would you reach your target audience?

Pricing

- Describe how you determined the whole sale and resale sale prices of your item.
- What information is important to have to determine your whole sale and resale price?

Fiber Characteristics and Care

- Why is this fabric a good choice for your item? Describe fabric characteristics that make it suitable for the intended use of the item.
- How will you care for this item? Is there any additional cost to consider when caring for this item?
- What is the fiber content of your garment? Describe two qualities of each fiber. If you don't know the fiber content, what would be some ways to determine the fiber?

Preparation

- Describe the process for creating your item.
- Describe what went well during the creation of the item and what didn't go so well.
- Describe what you would do differently if you were to create this item again.


Safety

- What do you think is the most important safety rule during the Duds to Dazzle contest?
- Why do you think it is important to understand how to safely use all of the tools in the supply kit?

Teamwork

- What have you learned during the Duds to Dazzle contest that will help you in the future when working in a group?
- What skills do you have that make you a good team member?

The members of Texas A&M AgriLife will provide equal opportunities in programs and activities, education, and employment to all persons regardless of race, color, sex, religion, national origin, age, disability, genetic information, veteran status, sexual orientation or gender identity and will strive to achieve full and equal employment opportunity throughout Texas A&M AgriLife.




**2020 Bexar County
Fashion Show/
Buying & Construction
Contest**



March 14, 2020

Texas A&M AgriLife Ext.



FASHION SHOW BUYING & CONSTRUCTION:

Junior and Intermediate Fashion Show Categories:

Buying:

1. All garments worn (garments that are visible –i.e., blouse under jacket or vest) during the interview process must be included in the buying worksheet.

Construction:

1. Garments may be constructed by sewing, knitting, or crocheting. Accessories may be purchased.

2. All garments worn (garments that are visible –i.e., blouse under jacket or vest) during the interview process must be constructed. Close-fitting legwear, tights, and pantyhose do not need to be constructed.

Separates	One item that may include a top, vest, jacket, skirt, skort, pants, shorts, overalls (long or short).
Ensembles	Minimum of one top and one bottom piece-total of 2 garments. (Examples: top-blouse, vest, jacket; bottom-skirt, skort, pants, shorts, overalls).
Dresses/Jumpers	To include just a dress, a dress with a vest or jacket, any jumper regardless if they made their top or not. A dress is a dress regardless of the number of pieces. (Formal dresses may not be entered in this category).
Specialty/Formal	<ul style="list-style-type: none">• <u>Specialty</u>: Limited to athletic and special purpose garments. Examples are band, pep squad and cheerleader uniforms; athletic garments such as jogging suits, swimsuits, leotards and skiwear; sleep wear; and theatrical and circus-type costumes such as clown suits and ballet costumes. Garments in this category should not be suitable for ordinary daily activities.• <u>Formal</u>: Limited to garments worn for formal evening events and formal weddings. This category includes tuxedos, formal gowns, wedding dresses and bridesmaid's dresses. Garments in this category should not be suitable for ordinary daily activities.

2020
4-H FASHION SHOW INFORMATION SHEET
BUYING ENTRY FORM

Circle One:

JUNIOR

INTERMEDIATE

Category (check one):

Separates

Ensembles

Dresses/Jumpers

Specialty/Formal

Name _____ County _____

Address _____

Grade as of Aug. 31, 2019 _____ Birthdate _____

Number of years in Clothing Project _____

Insert or attach a head-to-toe photo of the participant in the competition garment in the space below. The photo should not exceed 4" x 6".

9. Describe your leadership experiences within your Clothing & Textiles project?

10. What did you learn in your Clothing & Textiles project?

12. **Narrative for Fashion Show** - Please limit to 75 words. An example is provided below.

Example: Jane Smith, a senior from Caldwell County, is showcasing her crocheted dress. Jane spent 2 hours every night for 3 weeks constructing this navy blue dress that she will use for church events and awards ceremonies.

I certify that I have read the 2020 Clothing and Textiles and that my entry complies with the requirements.

Contestant's Signature: _____ Date Signed: _____

I have read this form and give permission for my child to participate in the District 10 4-H Fashion Show awards program. I certify that I have read the 2020 Clothing and Textiles Packet and that my child's entry complies with the requirements.

Signature of the Parent/Guardian: _____ Date Signed: _____

I certify that the 4-H member whose signature appears above has been provided a copy of the 2020 Clothing and Textiles Packet and that he/she has completed a clothing project.

Signature of County Agent: _____ Date Signed: _____

BUYING DIVISION SCORECARD JUNIOR/INTERMEDIATES

Name: _____

County: _____

Division: Junior Intermediate

Grade as of August 31, 2019: _____

Category: Separates

Ensembles

Dresses/Jumpers

Specialty/Formal

	Maximum point value
--	---------------------------

Quality of Project Activities and Written Materials

• Entry goals provide focus and direction	2
• Examples of leadership and community service in the clothing project are provided	3
• Knowledge and skills learned in the project related to the goals	2
• Proper care requirements of the garment and the fiber content are provided	2
• A picture is attached	1

Judge's Comments:

Appearance, Fit, and Fashion Ability

• Personal appearance – Posture, poise, and grooming	5
• Fit on person and for the garment type	10
• Garment suitable for age of model	10
• Wardrobe coordination – fills a need or mixes and matches with existing garments	5

Judge's Comments:

Knowledge of Fiber and Fabric/Uses and Care	
• Knowledge about fibers – natural or man-made	15
• Knowledge about garment care – practical and justified	15
Judge's Comments:	
Ability to Evaluate Garment Quality	
• Quality of work – Inner fabric supports and enhances design; seams match where possible; no puckers; hangs as intended; well pressed; construction methods invisible from outside unless intended to be decorative	10
• Comparison shopping – Value and cost for planned use; same and different brands compared; different types of retail sources compared; justification for purchase reasonable	10
• Garment meets the competition eligibility requirements; fits the garment division and category	10
Judge's Comments:	
	Max Score Possible
	100

Questions for Fashion Show Junior and Intermediate

Construction:

1. What did you learn in your 4-H clothing project?
2. How many years have you been sewing?
3. Where will you wear this garment and how does it fit into your wardrobe?
4. What is the fiber content of your garment? Is it natural or man-made?
5. How will you care for your garment?
6. What was the most difficult thing in constructing your garment?
7. Did you change your pattern in any way? If so, how?
8. What community service activities have you participated in with in your Clothing and Textiles project?
9. How have you demonstrated leadership in your 4-H clothing project?

Buying:

1. Did you enjoy your clothing project this year?
2. What did you learn in your 4-H clothing project?
3. Where will you wear this garment and how does it fit into your wardrobe?
4. What is the fiber content of your garment? It is natural or man-made?
5. How will you care for your garment?
6. Tell us why you selected this garment?
7. Why did you enter your garment in this category?
8. What community service activities have you participated in with in your Clothing and Textiles project?
9. How have you demonstrated leadership in your 4-H clothing project?

2020
4-H FASHION SHOW INFORMATION SHEET
CONSTRUCTION ENTRY FORM

Circle One:

JUNIOR

INTERMEDIATE

Category (check one):

Separates

Ensembles

Dresses/Jumpers

Specialty/Formal

Name _____ County _____

Address _____

Grade as of Aug. 31, 2019 _____ Birthdate _____

Number of years in Clothing Project _____

Insert or attach a head-to-toe photo of the participant in the competition garment in the space below. The photo should not exceed 4" x 6".

9. Juniors: Identify *one* construction technique used during construction and the importance/significance to the garment.
Intermediates: Identify *two* construction techniques used during construction and the importance/significance to the garment.

10. Describe your leadership experiences within your Clothing & Textiles project?

11. What did you learn in your Clothing & Textiles project?

12. **Narrative for Fashion Show** - Please limit to 75 words. An example is provided below.

Example: Jane Smith, a senior from Caldwell County, is showcasing her crocheted dress. Jane spent 2 hours every night for 3 weeks constructing this navy blue dress that she will use for church events and awards ceremonies.

I certify that I have read the 2020 Clothing and Textiles and that my entry complies with the requirements.

Contestant's Signature: _____ Date Signed: _____

I have read this form and give permission for my child to participate in the District 10 4-H Fashion Show awards program. I certify that I have read the 2020 Clothing and Textiles Packet and that my child's entry complies with the requirements.

Signature of the Parent/Guardian: _____ Date Signed: _____

I certify that the 4-H member whose signature appears above has been provided a copy of the 2020 Clothing and Textiles Packet and that he/she has completed a clothing project.

Signature of County Agent: _____ Date Signed: _____

CONSTRUCTION DIVISION SCORECARD JUNIOR/INTERMEDIATES

Name: _____

County: _____

Division: Junior Intermediate

Grade as of August 31, 2019: _____

Category: Separates

Ensembles

Dresses/Jumpers

Specialty/Formal

	Maximum point value
--	---------------------

Quality of Project Activities and Written Materials

• Entry goals provide focus and direction	2
• Examples of leadership and community service in the clothing project are provided	3
• Knowledge and skills learned in the project related to the goals	2
• Proper care requirements of the garment and the fiber content are provided	2
• A picture is attached	1

Judge's Comments:

Appearance, Fit, and Fashion Ability

• Personal appearance – Posture, poise, and grooming	5
• Fit on person and for the garment type	10
• Garment suitable for age of model	10
• Wardrobe coordination – fills a need or mixes and matches with existing garments	5

Judge's Comments:

Knowledge of Fiber and Fabric/Uses and Care	
• Knowledge about fibers – natural or man-made	15
• Knowledge about garment care – practical and justified	15
Judge's Comments:	
Ability to Evaluate Garment Quality	
• Quality of work – Inner fabric supports and enhances design; seams match where possible; no puckers; hangs as intended; well pressed; construction methods invisible from outside unless intended to be decorative	10
• Comparison shopping – Value and cost for planned use; same and different brands compared; different types of retail sources compared; justification for purchase reasonable	10
• Garment meets the competition eligibility requirements; fits the garment division and category	10
Judge's Comments:	
	Max Score Possible
	100

Questions for Fashion Show Junior and Intermediate

Construction:

1. What did you learn in your 4-H clothing project?
2. How many years have you been sewing?
3. Where will you wear this garment and how does it fit into your wardrobe?
4. What is the fiber content of your garment? Is it natural or man-made?
5. How will you care for your garment?
6. What was the most difficult thing in constructing your garment?
7. Did you change your pattern in any way? If so, how?
8. What community service activities have you participated in with in your Clothing and Textiles project?
9. How have you demonstrated leadership in your 4-H clothing project?

Buying:

1. Did you enjoy your clothing project this year?
2. What did you learn in your 4-H clothing project?
3. Where will you wear this garment and how does it fit into your wardrobe?
4. What is the fiber content of your garment? It is natural or man-made?
5. How will you care for your garment?
6. Tell us why you selected this garment?
7. Why did you enter your garment in this category?
8. What community service activities have you participated in with in your Clothing and Textiles project?
9. How have you demonstrated leadership in your 4-H clothing project?

Senior Fashion Show Categories:

Buying:

1. All garments worn (garments that are visible –i.e., blouse under jacket or vest) during the interview process must be included in the buying worksheet.
2. In Buying, first place winners may enter the same category in which they have previously been awarded a first-place entry at State. See related rule in the 2020 4-H Roundup guide.

CATEGORY DESCRIPTIONS:

Business/ Interview Attire	<p>Entry should be an outfit you would wear for a job interview, scholarship interview, job fair, or other professional event.</p> <ol style="list-style-type: none">1. Professional – This is a more traditional, conservative approach (e.g., business suit or blazer, tie and dress slacks for men; business suit, pantsuit, or jacket and dress for women) and may vary by employer or industry.2. Business Casual – This trend is more relaxed and comfortable but demonstrates good judgment in choices and displays a neat appearance (e.g., polo shirt, shirt with a collar or sweater, khakis or other slacks, dress or casual leather shoes for men and women; moderate length dress or skirt for women).
Fantastic Fashions under \$25	<p>This category is designed to expand the 4-H member's shopping experience to include different shopping venues. Outfits must be purchased at a garage sale, consignment store, Goodwill, Salvation Army, or other retail business. Receipts are required for everything that is visible during the interview, except shoes. Receipts for garage sales can be handwritten. This includes jewelry and accessories. Do not need to account for sales tax.</p>
Semi-Formal to Formal	<p>Entry must be designed for semi-formal to formal occasions and made from fabrics intended for the same. Semi-formal is a little less formal than formal black tie. Ex. For women dresses or stylish pantsuit made of taffeta, chiffon, satin or other similar fabrics. For men dress includes jacket or vest, trousers and a tie. Current fashion does not dictate that a tie is necessary. Formal includes men's suits and tuxedos and women's formal gowns, wedding dresses, and bridesmaid dresses.</p>
Special Interest	<p>Entry should be a specific outfit that you NEED to know how to purchase wisely. Entry should be something that reflects a special interest of the participant, such as equestrian clothing and riding apparel, dance costumes, hiking clothing, or rock-climbing clothing.</p>

2020 Texas 4-H Fashion Show
Buying Entry Form

Senior

Category: Business/Interview Fantastic Fashions under \$25 Semi-formal to Formal Special Interest

Name: _____ Number of years in Clothing Project: _____

Address: _____ Phone number: _____

City: _____ State: _____ Zip code: _____

District: _____ County: _____ E-mail: _____

Insert or glue a high quality front and back view head-to-toe photo of participant in the competition garment in the space below. Photo/Photos should not exceed the space below.

Project Goals and Activities

What goals did you set for your Fashion and Interior Design project?

What project activities did you participate in to help you reach your goals?

What community service activities were you involved with?

Describe your leadership experiences within your Fashion and Interior Design Project.

Outfit Selection

How does this garment/outfit express your personality?

What features of this outfit (i.e., color, style, fit, etc.) make it a good choice for your body type?

How do the accessories you have chosen add to your overall appearance?

How does this garment/outfit reflect current fashion trends?

What occasions, purposes, or activities did you have in mind when you purchased this garment/outfit? Why do you think this garment is appropriate for this occasion?

Knowledge of Fiber and Fabric Characteristics

Why do you think this fiber and/or fabric is a good choice for the garment design and features?

What type of care is required for the garment/outfit purchased?

Consumer Buying Skills

Where did you purchase your outfit? Check all that apply:

Garage Sale Department Store Thrift Shop Discount Store Resale store Other

How does this garment/outfit coordinate/compliment your current wardrobe?

How much did this garment/outfit cost? Figure below. If you are using accessories you already had, indicate "had" in the price column. Fantastic Fashion under \$25 will include the cost of accessories.

Purchased Garment Cost		Accessories' Cost	
Jacket	\$	Shoes	\$
Pants or skirt	\$	Hat/cap	\$
Dress	\$	Socks	\$
Shorts	\$	Tie/scarf	\$
Shirt	\$	Bag	\$
Sweater	\$	Jewelry	\$
Other	\$	Other	\$
			Total Cost

For Fantastic Fashions under \$25, attach a copy of your receipts to this form.

About You

Which of your 4-H Fashion and Interior Design experiences have been the most beneficial to you and why?

What are your future education and/or career goals?

Insert commentary for Fashion Show. Minimum of 50 words and maximum of 75 words.

I certify that I have read the 2020 Fashion and Interior Design guidelines and that my entry complies with the requirements.

Contestant's Signature: _____ Date Signed: _____

I have read this form and give permission for my child to participate in the Texas 4-H Fashion Show awards program. I certify that I have read the 2020 Fashion Show guidelines and that my child's entry complies with the requirements.

Signature of Parent/Guardian: _____ Date Signed: _____

I certify that the 4-H member whose signature appears above has been provided a copy of the 2020 Fashion Show guidelines and that he/she has completed a Fashion and Interior Design project.

Signature of County Extension Agent responsible for the 4-H Clothing Program:

_____ Date Signed: _____

2020

The members of Texas A&M AgriLife will provide equal opportunities in programs and activities, education, and employment to all persons regardless of race, color, sex, religion, national origin, age, disability, genetic information, veteran status, sexual orientation or gender identity and will strive to achieve full and equal employment opportunity throughout Texas A&M AgriLife.



2020 Texas 4-H Fashion Show Score Sheet Buying

Category: Business/Interview Fantastic Fashions under \$25 Semi-formal to Formal Special Interest

Name: _____ District: _____ County: _____

Category	Total Value	Comments	Actual Score
Project Goals and Project Activities <ul style="list-style-type: none"> Project goals indicate project focus and direction Clothing and textiles activities adequate, consumer and life skills learned, suitable for experience level Demonstrates involvement in project 	20		
Outfit Selection <ul style="list-style-type: none"> Demonstrates knowledge of garment features that complement the member's body size and shape Outfit selected suitable for intended use Garment and accessories fashionable and appropriate Demonstrates knowledge of current fashion trends 	20		
Knowledge of Fiber and Fabric Characteristics <ul style="list-style-type: none"> Garment style makes good use of the fiber and fabric characteristics and is appropriate for the intended use of the garment Knowledge of garment fiber content Knowledge of garment care 	20		
Consumer Buying Skills <ul style="list-style-type: none"> Identifies quality of workmanship in garments purchased Garment/accessories cost computed accurately Garment/outfit mix with or enhance existing wardrobe 	20		
Interview <ul style="list-style-type: none"> Creates a good first impression Uses positive vocal qualities Answers questions correctly, with confidence Possesses good verbal communication skills 	20		
Total Score	100		
		Judge's Initials:	

4-H Fashion Show – Buying Possible Senior Interview Questions

Project Goals and Project Activities

- How did you connect your clothing and textile project work with community service?
- Describe your clothing and textiles leadership activities? What was your favorite leadership activity?
- Describe your clothing and textiles project goals. Describe how your project goals guided your project work.
- What community service activities were you involved with?

Outfit Selection

- Tell me how you went about selecting this outfit.
- What considerations did you use when you selected this outfit? (fiber, fabric, design, construction)
- How does this outfit meet your clothing needs?
- Explain how and why the style of this outfit is appropriate for your figure type.

Knowledge of Fiber and Fabric Characteristics

- Are the fibers in your garment natural or man-made?
- What is the fiber content of your garment? Tell me two qualities of each fiber.
- How will you care for this garment? Is there any additional cost to consider when caring for this garment?
- Why is this fabric a good choice for your garment? Describe fabric characteristics that make it suitable for the intended use of the garment.

Consumer Buying Skills

- What information does the garment's hangtags give you?
- Why did you select the particular style, color(s), and/or fabric(s)?
- Do you have a clothing budget? If so, who determines the budget amount?
- As you selected the pieces for this outfit, what did you learn about price and quality?
- In your comparison shopping, what did you consider the most important thing to look for?
- What is your "cost per wearing"?

Senior Fashion Show Categories continued:

Construction:

1. Garments may be constructed by sewing, knitting, or crocheting. Accessories may be purchased.
2. All garments worn (garments that are visible –i.e., blouse under jacket or vest) during the interview process must be constructed. Close-fitting legwear, tights, and pantyhose do not need to be constructed.
3. In Construction, first place winners may enter the same category in which they have previously been awarded a first–place entry at State. See related rule in the 2020 4-H Roundup guide.

CONSTRUCTION CATEGORY DESCRIPTIONS:

Everyday Living	Includes casual sportswear, weekend-wear, sleepwear, clothing for school, casual after- school events, or hanging out with friends.
ReFashion	The result of modifying existing clothing or fabric item (such as table cloth or curtain) into something more fashionable. The main purpose of ReFashion is creativity, as well as sewing skills. The member designs and sews a wearable garment from previously used garments or fabric item. The completed garment is different from its original use, not just an alteration. (Examples: neck ties sewn together to form a skirt or taking old t-shirts and making them into a skirt).
Semi-Formal to Formal	Entry must be designed for semi-formal to formal occasions and made from fabrics intended for the same. Original material must be fabric and not from recycled items. Semi-formal is a little less formal than formal black tie. Ex. For women dresses or stylish pantsuit made of taffeta, chiffon, satin or other similar fabrics. For men dress includes jacket or vest, trousers and a tie. Current fashion does not dictate that a tie is necessary.
Theatre/Costume	Garment intended for use as a costume, which would include stage production. May be sewn from fabric or from another garment. These garments may be unusual or innovative materials; imaginative but wearable.

**2020 Texas 4-H Fashion Show
Construction Entry Form**

Senior

Category: Everyday Living ReFashion Semi-formal to Formal Theatre/Costume
Name: _____ Number of years in Clothing Project: _____
Address: _____ Phone number: _____
City: _____ State: _____ Zip code: _____
District: _____ County: _____ E-mail: _____

Insert or glue a high quality front and back view head-to-toe photo of participant in the competition garment in the space below. For ReFashion – participants will need to include a before and after photo. Photo/Photos should not exceed the space below.

Project Goals and Activities

What goals did you set for your Fashion & Interior Design Project?

What project activities did you participate in to help you reach your goals?

What community service activities were you involved with?

Describe your leadership experience within the Fashion & Interior Design Project.

Outfit Selection

How does this garment/outfit express your personality?

What features of this outfit (i.e., color, style, fit, etc.) make it a good choice for your body type?

How do the accessories you have chosen add to your overall appearance?

How does this garment/outfit reflect current fashion trends?

What occasions, purposes, or activities did you have in mind when you constructed this garment/outfit? Why do you think this garment is appropriate for this occasion?

Knowledge of Fiber and Fabric Characteristics

What is the fiber content of your garment or the parts of your outfit? List individually for each garment in your outfit.

Why do you think this fiber and/or fabric is a good choice for the garment design and features?

What type of care is required for the garment/outfit constructed?

Construction Skills

Identify two construction techniques used during construction and their importance/significance to the garment.

Itemized List of Construction Expenses

Item	\$	Item	\$
			Total \$

About You

Which of your 4-H Fashion & Interior Design project experiences have been the most beneficial to you and why?

What are your future education and/or career goals?

Insert commentary for Fashion Show. Minimum of 50 words and maximum of 75 words.

I certify that I have read the 2020 Fashion Show guidelines and that my entry complies with the requirements.

Contestant's Signature: _____ Date Signed: _____

I have read this form and give permission for my child to participate in the Texas 4-H Fashion Show awards program. I certify that I have read the 2020 Fashion Show guidelines and that my child's entry complies with the requirements.

Signature of Parent/Guardian: _____ Date Signed: _____

I certify that the 4-H member whose signature appears above has been provided a copy of the 2019 Fashion Show guidelines and that he/she has completed a Fashion and Interior Design project.

Signature of County Extension Agent responsible for the 4-H Clothing Program:

_____ Date Signed: _____

2020

The members of Texas A&M AgriLife will provide equal opportunities in programs and activities, education, and employment to all persons regardless of race, color, sex, religion, national origin, age, disability, genetic information, veteran status, sexual orientation or gender identity and will strive to achieve full and equal employment opportunity throughout Texas A&M AgriLife.



2020 Texas 4-H Fashion Show Score Sheet Construction

Category: Everyday Living ReFashion Semi-formal to Formal Theatre/Costume

Name: _____ District: _____ County: _____

Category	Total Value	Comments	Actual Score
Project Goals and Project Activities <ul style="list-style-type: none"> Project goals indicate project focus and direction Clothing and textiles activities adequate, consumer and life skills learned, suitable for experience level Demonstrates involvement in project 	20		
Outfit Selection <ul style="list-style-type: none"> Demonstrates knowledge of garment features that complement the member's body size and shape Garment and accessories fashionable and appropriate Demonstrates knowledge of current fashion trends 	20		
Knowledge of Fiber and Fabric Characteristics <ul style="list-style-type: none"> Garment style makes good use of the fiber and fabric characteristics and is appropriate for the intended use of the garment Knowledge of garment fiber content Knowledge of garment care 	20		
Construction Skills <ul style="list-style-type: none"> Garment is well made (plaids and seams match, edges smooth, hem even, closures neat, well pressed) Appropriate construction methods used and understands their importance Garment cost computed accurately 	20		
Interview <ul style="list-style-type: none"> Creates a good first impression Uses positive vocal qualities Answers questions correctly, with confidence Possesses good verbal communication skills 	20		
Total Score	100		
		Judge's Initials:	

4-H Fashion Show – Construction Possible Interview Questions

Project Goals and Activities

- Describe your clothing and textiles project goals. Describe how your project goals guided your project work.
- Describe your clothing and textiles project activities. What was your favorite activity?
- How did you connect your clothing and textile project work with community service?
- What community service activities were you involved with?

Knowledge of Fiber and Fabric Characteristics

- Are the fibers in your garment natural or man-made?
- Why is this fabric a good choice for your garment? Describe fabric characteristics that make it suitable for the intended use of the garment.
- How will you care for this garment? Is there any additional cost to consider when caring for this garment?
- Why did you choose to construct this garment rather than buy it?
- What is the fiber content of your garment? Describe two qualities of each fiber

Construction skills

- How did you decide which sewing methods to use for seams, hems, etc.?
- What skills did you learn while constructing this garment?
- How will you use your sewing skills after you graduate from the 4-H program?
- Why did you choose to construct this garment rather than buy it?
- Describe your sewing experiences.

Outfit Selection

- What occasion do you plan on wearing your garment?
- How often do you plan to use the outfit/accessories? What is your cost per wearing?
- Do you have a clothing budget? Describe how you allocate your clothing dollar.
- Talk about why this garment is a good fit for your body type.
- Describe how this garment will fit with your current wardrobe.



2020 Bexar County


Natural Fiber

Contest



March 14, 2020

Texas A&M AgriLife Ext.



2020 Texas 4-H Fashion Show

Natural Fiber

General Rules and Guidelines

OVERVIEW

The 4-H Fashion Show is designed to recognize 4-H members who have completed a Fashion & Interior Design project. The following objectives are taught in the Fashion & Interior Design project: knowledge of fibers and fabrics, wardrobe selection, clothing construction, comparison shopping, fashion interpretation, understanding of style, good grooming, poise in front of others, and personal presentation skills. 4-H members participating in the Natural Fiber Contest are encouraged to study, promote, and use cotton, wool, and mohair—natural fibers produced in Texas.

PURPOSE

The Fashion Show Natural Fiber Contest provides an opportunity for 4-H members to exhibit the skills learned related to Cotton and Wool/Mohair. It also recognizes 4-H members who do outstanding work in a clothing project that includes the study of cotton or wool and mohair.

FASHION SHOW NATURAL FIBER

4-H members who have placed first in the district Natural Fiber Contest may enter the Natural Fiber Contest at Texas 4-H Roundup. District winners in the Fashion Show category in buying or construction division are no longer able to compete in the Natural Fiber Contest, unless they win the district Natural Fiber Contest. If a participant is a district Fashion Show buying or construction winner and a district Natural Fiber winner, they may compete in both contests.

ELIGIBILITY REQUIREMENTS

The following requirements provide as fair an opportunity as possible for participation by as many outstanding 4-H members as possible. The requirements given below apply to senior members who plan to participate in the state contest. Failure to comply with the requirements will result in disqualification or penalty deductions from the final score.

1. Age divisions are determined by a participant's age as of August 31 of the current 4-H year in accordance with what is stated in the current Texas 4-H Rules and Guidelines. Junior and Intermediate divisions will follow district Fashion Show guidelines.

Junior Division: Grades 3 thru 5

Intermediate Division: Grades 6 thru 8

Senior Division: Grades 9 thru 12

2. Participants must complete a 4-H Fashion & Interior Design project between June 12, 2019, and the district contest in the 2019-2020 4-H year. All garments/ensembles to be judged must have been purchased (renting a garment is not permitted in the buying division) or constructed during participation in a 4-H clothing project between June 12, 2019, and the district contest in the 2019-2020 4-H year.

3. The Natural Fiber Contest has two categories: cotton and wool/mohair. Entry in the Natural Fiber is done by completing the Natural Fiber Entry form. The entry worn at the district contest must be the one worn at the state contest. Accessories such as shoes, jewelry, hat, gloves, and scarfs may be changed, but changes must be included on the paperwork. The appropriate garment category should be determined by the style, fabric, and use of the garment. No one may change divisions or categories between district and state contests.
4. The garment selected can be constructed or purchased. A complete outfit, except for a blouse or shirt under the garment, is made of the eligible fashion fabric. Examples include: jacket and pants made of wool, but shirt or blouse does not need to be made of wool; a full-length coat made of eligible fashion fabric worn over a garment of any fiber content. Lining fabric, interfacing fabric, and trims are not required to meet the fiber content requirements.
5. In Natural fiber, first place winners may enter the same category in which they have previously been awarded a first-place entry at State. See related rule in the 2020 guide.
6. Garments need to meet the specific requirements of either Wool/Mohair/Alpaca or Cotton. See the table below for specific requirements.

Cotton	Each garment entered must contain a minimum of 60% cotton. Knowledge of fiber characteristics, production, and end use is required.
Wool/Mohair/Alpaca	Each garment entered must contain a minimum of: <ul style="list-style-type: none"> • 60% wool and 40% other fiber. • 60% mohair and 40% other fiber. • 60% blend of the two fibers and 40% other fiber. • 100% wool/mohair blend is also acceptable.

7. If the Fashion Show Natural Fiber Entry Form does not show that the entry meets the eligibility requirements, the entry will be disqualified.

NECESSARY FORMS

The 2020 Texas 4-H Fashion Natural Fiber Entry Form is required for participants in the 2020 Texas 4-H Fashion Show.

JUDGING CRITERIA

Fashion Show Natural Fiber judging is based on the 2020 Fashion Show Natural Fiber Score Sheet. A panel of judges will evaluate and score the entries based on their Fashion Show paperwork and interviews.

Presentations will not be permitted during the interview judging. Each garment category will be judged separately. A participant receives a 5-point deduction for not following all Fashion Show requirements, which includes not completing all forms or illegible or incorrect forms, missing orientation, and not turning in donor thank-you notes.

If ties should occur, the ties will be broken using partial scores in the following order.

1. Knowledge of fiber characteristics and uses sub-total score.
2. Ability to apply knowledge sub-total score.
3. Appearance, fit, and fashionability sub-total score.
4. Garment is well made.

**2020 Texas 4-H Fashion Show
Natural Fiber Entry Form**

SENIOR

Name: _____ Number of years in clothing project: _____
Address: _____ Phone number: _____
City: _____ State: _____ Zip code: _____
County: _____ District: _____ E-mail: _____

Category (check one): Cotton Wool/Mohair/Alpaca

Insert or glue a high-quality front and back view head-to-toe photo of participant in the competition garment in the space below. Photo/Photos should not exceed the space below.

Project Goals and Activities

What goals did you set for your Fashion & Interior Design project, specifically targeting Natural Fiber?

What project activities did you participate in to help you reach your goals?

What community service activities were you involved with?

Describe your leadership experiences within your Fashion & Interior Design project, specifically targeting Natural Fiber?

Knowledge of Fiber Characteristics

Identify fiber characteristics that are important in apparel.

Explain why the fiber selected is a good choice for your garment.

Describe the care requirements of the garment.

Identify the fiber content of the garment.

Promotion of Natural Fiber

Describe the fiber production process.

Describe how you have promoted the use of natural fibers.

Write a paragraph promoting your fiber.

Insert commentary for Fashion Show. Minimum of 50 words and maximum of 75 words.

I certify that I have read the 2020 Fashion Show/Natural Fiber guidelines and that my entry complies with the requirements.

Contestant's Signature: _____ Date Signed: _____

I have read this form and give permission for my child to participate in the Texas 4-H Fashion Show awards program. I certify that I have read the 2020 Fashion Show/Natural Fiber guidelines and that my child's entry complies with the requirements.

Signature of Parent/Guardian: _____ Date Signed: _____

I certify that the 4-H member whose signature appears above has been provided a copy of the 2020 Fashion Show/Natural Fiber guidelines and that he/she has completed a clothing project.

Signature of County Extension Agent responsible for the 4-H Clothing Program:

_____ Date Signed: _____

2020



**2020 Texas 4-H Fashion Show
 Score Sheet
 Natural Fiber**

Name: _____ County: _____ District: _____

Fiber Category: Cotton Wool/Mohair

Factors to Consider	Total Value	Comments	Actual Score
Project goals and activities (15%) <ul style="list-style-type: none"> • Project goals indicate project focus and direction • Clothing and textiles activities adequate, consumer and life skills learned, suitable for experience level • Demonstrates involvement in project 	5 5 5		
Knowledge of fiber characteristics and uses (40%) <ul style="list-style-type: none"> • Identifies fiber characteristics that are important in apparel • Garment makes good use of fiber characteristics • Knowledge of fiber, fabric, and garment care requirements • Garment meets competition eligibility requirements 	10 10 10 10		
Promotion of Natural Fiber (30%) <ul style="list-style-type: none"> • Shared knowledge of natural fiber with the public • Understanding of fiber source and production process • Involved in promotion of natural fiber use 	10 10 10		
Appearance, fit, and fashion ability (15%) <ul style="list-style-type: none"> • Garment is an appropriate fit for the body • Garment and accessories fashionable and appropriate • Modeling and presentation skills, poise and grooming 	5 5 5		
Total Score	100		
		Judge's Initials	

4-H Fashion Show – Natural Fiber Possible Interview Questions

Project goals and activities

- Describe your clothing and textiles project goals. Describe how your project goals guided your project work.
- Describe your clothing and textiles project activities. What was your favorite activity?
- How did you connect your clothing and textile project work with community service?
- What community service activities were you involved with?

Knowledge of fiber characteristics and uses

- Why is this fiber a good choice for your garment? Describe fiber characteristics that make it suitable for the intended use of the garment.
- How will you care for this garment? Is there any additional cost to consider when caring for this garment?
- What is the fiber content of your garment? Describe two qualities of each fiber.

Promotion of natural fiber

- How would you promote your natural fiber to others?
- How is use of natural fibers in clothing important to the Texas economy?
- Describe the process for taking your natural fiber and making it in to cloth.

Appearance, fit and fashion ability

- How does this outfit meet your clothing needs?
- How often do you plan to use the outfit/accessories?
- Do you have a clothing budget?



2020 Bexar County


Storyboard

Contest



March 14, 2020

Texas A&M AgriLife Ext.



2020 4-H Storyboards

General Rules and Guidelines

OVERVIEW

The 4-H Storyboard is an industry-inspired method of displaying original designs. The best storyboards create vivid visual images that are interesting and appealing to viewers. The storyboard “tells the story” of the designer’s idea. The storyboard includes original illustrations and flats, as well as additional materials (such as photos from the Internet or magazines, paper, fabric swatches, patterns, etc.) that have influenced the unique design.

PURPOSE

The purpose of the Storyboard contest is to give 4-H members an opportunity to create a storyboard of their original design. It also provides the members an opportunity to gain knowledge of the career responsibilities of a designer and illustrator, enhance creativity and originality, and develop visual communication skills.


DESIGN BRIEF


The following design brief serves as the direction for the 2020 Storyboards. 4-H members should create their Storyboard around their interpretation of the design brief.


GAME NIGHT

Gather your friends, make some snacks and get ready for Game Night. Do you think about throwback games like Scrabble, Monopoly or Life? Or, modern board games like Catan or Ticket to Ride? Maybe your game night includes Mario Carts and Ms. Pacman. Or maybe you think about games played on a field or a court. Regardless of the game, certainly your Game Night contains strategy, competition and lots of fun. This year be inspired by your favorite game night games.

GENERAL RULES

1.  **Participation and Level of Competition.** A 4-H member may enter only one storyboard. Contestants advance from county to district. Participation in the Storyboard competition at the state level is for Senior Texas 4-H members who have placed 1st, 2nd, or 3rd in their district contest in each category.

2.  **Entry and submission of Storyboard.** Each storyboard must be created by the 4-H member. Storyboard layouts should include original illustrations and flats, as well as additional materials that have influenced their unique design. 4-H members will have the option to create a physical board or create a computer-generated layout. If you choose to do a physical board; a photo of the physical board and the storyboard label will be uploaded into 4-H Connect. Computer-generated boards need to be saved as a PDF along with the storyboard label and uploaded into 4-H Connect. Computer generated Storyboards need to be sized 30" X 20" or 20" X 30". **Do not mail.**
3. **Number of garments/ designs.** Focus on one garment/design for the storyboard. Contestants may provide up to two (2) variations of the original design.
4. **Categories.** The following is a list of the categories and descriptions. Each storyboard should be entered in one category. A 4-H member may enter only one storyboard.
- Wearable:** Clothing that can be worn. Includes items such as pants, shorts, skirts, blouses, sweaters, coats, dresses, etc.
 - Accessory:** Includes items such as belts, purses, bags, hats, etc.
 - Jewelry:** Includes necklaces, bracelets, rings, earrings, etc.
 - Pet Clothing:** Includes items that can be worn by a pet or any other animal.
 - Home Décor** – items that are easy to move and make a home visually appealing, examples of home décor items include: throw pillows, table runner, or wall hanging.
 - Home Furnishings** – items that make a home comfortable for living or working in. Examples include: couch, ottoman, chair, tables, desks, beds and the like.
5. **Scoring.** Storyboards will be evaluated based on the 4-H Storyboard Score Sheet. All submissions will be judged on a large screen, so make sure your submission adequately represents your design. i.e. good lighting, high resolution pictures.
6. **Each Storyboard must conform to and will be evaluated based on the following, but is not limited to:**
- Visual Appeal/Creativity of Storyboard** – Storyboards should show evidence of creativity by the 4-H member. The layout of the storyboard should illustrate a theme, mood, or spirit of an idea.
 - A good storyboard should have a strong focal point.
 - Placement of the inspirational items should allow the eye to flow across all elements of the board without distracting from the design.
 - “White space” or “blank space” should be kept in consideration. Too much or too little white space detracts from the design.
 - Additional photos and other materials can be used to show the inspiration for the design. These additional materials should enhance the storyboard, without taking away from the original design.

- b. **Quality of Workmanship** – Storyboards should be neat and demonstrate quality of workmanship.
- c. **Consistent Color Palette** – Use a consistent color palette and theme throughout the board.
- d. **Fabric Samples, Trims, and Embellishments** – Fabric samples must be included on the board and be appropriate for the design illustrated. Trims and embellishments that would be used on the garment/outfit should be included, if applicable to the design.
 - i. If the exact fabric swatch cannot be found, a “basic swatch” may be used to illustrate fabric type (denim, linen, etc.), and the 4-H member can draw out the detail.
 - ii. Examples of trims and embellishments would be top stitching, piping, buttons, etc.
- e. **Dimension** – Must be 20" x 30", displayed horizontally or vertically. Do not use poster board.  Storyboards can be 3 dimensional.
- f. **Consistent Theme** – All elements are cohesive and support the design brief.
- g. **Originality of Designs** – All design illustrations and flats should be the original work of the 4-H member. The design may be hand drawn or computer drawn. No “copying and pasting” from someone’s design as seen on the Internet, in a magazine, or other sources for the original design.
- h. **Design Detail** – Should include the at least one Illustration and at least one Flat.
 - i. *Illustration* – Include at least one main artistic and appropriate illustration. At least one illustration must be on a model/croquis. The model/croquis does not have to be an original drawing and may be traced. See the example below.
<http://www.universityoffashion.com/fashion-croquis/>
 - ii. *Flats* – Include at least one flat. Flats are working drawings that are not on a model/croquis that illustrate other views like you would find on a dressmaker’s pattern envelope. The flats should depict the garment from other views and details. See the example below.

Flats combine style with information. You have created an original design and now you need to be able to create a drawing to help someone else see how to make it. Flats are drawn to define shape, fit, construction and sometimes fabrication. Flats are more factual than the same garment drawn on the figure, posed for dramatic looks. They show how a garment is to be made versus how it will be worn.

These drawings for fashion manufacturing are always drawn looking at the garment, never at an angle. Consider this your only means of communication to the seamstress; if you leave out a detail, the garment won’t end up being manufactured properly. The details must be exact and clearly specified.

Flats

showing other views



Pictures taken from: www.designersnexus.com

Illustration

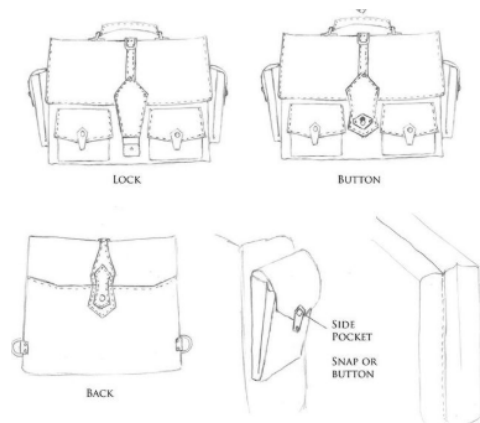
outfit drawn on a model/croquis



Jewelry Design – flats need to include the technical aspects of a piece of jewelry including clasps, crimp beads, cord or wire, jump rings, etc.




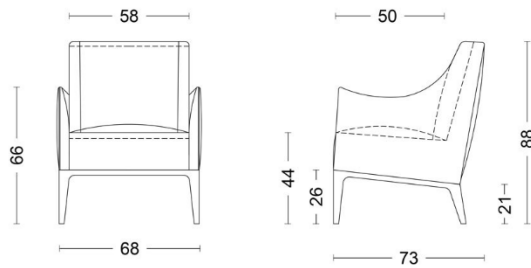
Accessory– flats need to include the technical aspects of the accessory including zippers, rings, buckles, closures, clasps, etc.



Sketch credit:

<https://www.deviantart.com/marcustratus/art/Shadow-Wulfe13-bag-sketches-211405584>

Home Décor and Home Furnishing – can include details on construction materials and dimensions.



Sketch credit: <http://www.danca.nl/productDetail-nona-50.html>

- i. **Titles/Labels** – The title for each storyboard must be: **Game Night**. **Additional labels maybe added to the board as needed to provide details as related to the overall design of the board**. A subtitle **may** be used for a more personalized name of the design. Labels may be included to enhance the storyboard or to clarify a point, but they will not be required.
- j. **Design Brief** – Storyboards should follow the design brief and category descriptions.

TEXAS 4-H STORYBOARD WEBSITE

<https://texas4-h.tamu.edu/projects/clothing-textiles/>

4-H STORYBOARD LABEL

This label should be entered with storyboard. Label details must be neatly printed or typed. Label information should be COMPLETE!

Due March 11, 2020 to County Office, 3355 Cherry Ridge, Ste. 212, San Antonio, TX 78230.

4-H STORYBOARD LABEL		
Age Division (please check one):	<input type="checkbox"/> Junior <input type="checkbox"/> Intermediate <input type="checkbox"/> Senior	
Category (please check one):	<input type="checkbox"/> Wearable <input type="checkbox"/> Accessory <input type="checkbox"/> Jewelry <input type="checkbox"/> Furniture <input type="checkbox"/> Pet Clothing <input type="checkbox"/> Home Decor	
District :	_____	
County:	_____	
Name:	_____	
Birthday:	_____	
4-H Age (as of 8/31/19):	_____	
<p>I do hereby consent and agree that Texas A&M AgriLife Extension Service, Texas 4-H and Youth Development Program staff have permission to take photographs and/or record video and/or audio of me and/or my property and to use these for 4-H Youth Development educational, promotional, and/or marketing materials. I further do hereby give the right to exhibit any such works publicly or privately, including posting on the Texas 4-H and Youth Development Program website. I waive any rights, claims, or interests I may have to control the use of my identity, the identity of the subject(s), or likeness in the photographs, video, or audio and agree that any uses described herein may be made without compensation or additional consideration. I represent that I have read and understand the foregoing statement, and I am competent to execute this agreement.</p>		
<p>I have read and understand the foregoing statement, and I am competent to execute this agreement.</p>		
Name (please print):	_____	
Signature:	_____	Date: _____
Parent/Guardian Name (please print):	_____	
Signature:	_____	Date: _____
Agent Name:	_____	
Agent Signature:	_____	
Originality of Design		
In 100 words or less, answer the following prompt in regards to originality: <i>Where did you get the idea for your design? What was your inspiration? What makes your design different from others on the market?</i>		

Storyboard Score Sheet

Name _____ County _____ District _____

Age Division Junior Intermediate Senior

Category Wearable Accessory Jewelry Home Décor Pet Clothing Furniture

		LAYOUT	COMMENTS	EXCELLENT (E)	GOOD (G)	FAIR (F)	NEEDS IMPROVEMENT (N)
LAYOUT OF STORYBOARD	Visual Appeal/Creativity E= Excellent arrangement of images, text and white space on board; Strong focal point; Excellent use of inspiration pieces. G= Good arrangement of images, text and white space on board; Visible focal point; Good use of inspiration pieces. F= Haphazard and/or random arrangement of images and text; Lacks visible focal point; Not enough/overuse of inspiration. N=Layout distracts from design; Lacks focal point.						
	Quality of Workmanship E= Very good quality, very neat and structured G= Fair quality, somewhat neat F= Marginal quality of workmanship N= Low quality, messy, unstructured						
	Color Palette E= Color theme consistent throughout board N= Color theme inconsistent throughout board						
	Fabric Samples, Trims, and Embellishments E= Samples/Trims provided, appropriate for design G= Samples/Trims provided, somewhat appropriate F= Samples/Trims provided, inappropriate for design N= No Samples/Trims included						
	Dimensions of Storyboard E= Correct board dimension N= Incorrect board dimension						
	Consistent Theme E= Strong theme throughout board N= Indecisive theme						
ILLUSTRATIONS & FLATS	Originality E=Highly original design G= Contains both creative elements and copies F= Some evidence of originality N=Little evidence of originality						
	Design Detail E= In-depth detail of seams, lines, fabrics G= All seams and style lines included, little detail F= Minimal lines and seams shown N= Little or no detail in design						
	Titles/Labels -Includes design brief title and any additional labels that provide details as related to the overall design of the board. E= Used design brief title and additional labels correctly and enhances the overall design of the board G= Used design brief title, but did not include labels to enhance the overall design of the board or Used design brief title and included too many labels and detracts from the overall design F= Did not include the design brief title but used other descriptive labels N= No title or labels						
	Design Brief E= Excellent design for brief G= Meets brief, improvement needed F= Somewhat meets brief, needs improvement N= Design does not meet brief						



**Texas A&M AgriLife Extension Service
Declaration of Eligibility Form**



This information is requested in accordance with the provisions of the Texas Education Code and in cooperation with the Texas Education Agency and local public school board policies.

Parent/Guardian/County Extension Agent - Complete This Section

In accordance with 4-H policy, provided by our local Extension office, I respectfully request (check (√) one):

Academic eligibility information only

Academic eligibility information and authorization to receive an excused absence from school

Date: March 14, 2020 Name of Activity: County Fashion Show/Duds to Dazzle Contests/ Storyboard

Date(s) to be absent from school: _____

Signature of Parent/Guardian: _____

I hereby certify that _____ is a member of 4-H in Bexar County and is scheduled to participate in this activity representing 4-H. He/she will be under the supervision of Texas A&M AgriLife Extension Service faculty or agency's designated volunteer leader.

February 14, 2020
Date

Angie Gutierrez
County Extension Agent

Principal - Complete This Section

Check (√) one:

I do certify that the student is academically eligible to participate in the above mentioned extracurricular activity on dates(s) listed above.

I do not certify this student because he/she is NOT academically eligible to participate in the above mentioned extracurricular activity.

Check (√) one:

An excused absence will be granted on dates(s) listed above.

An excused absence will not be granted.

Does not apply.

Signed: _____ Date: _____

Principal or Designee

Name of School

Instructions: 4-H member should return original form to the County Extension Office. Schools requiring a copy of this form should make a copy before returning it to the student. 4-H members should also make a copy for their file before returning it to the County Extension Office. Return to: Bexar County 4-H, 3355 Cherry Ridge, #212, San Antonio, Texas 78230