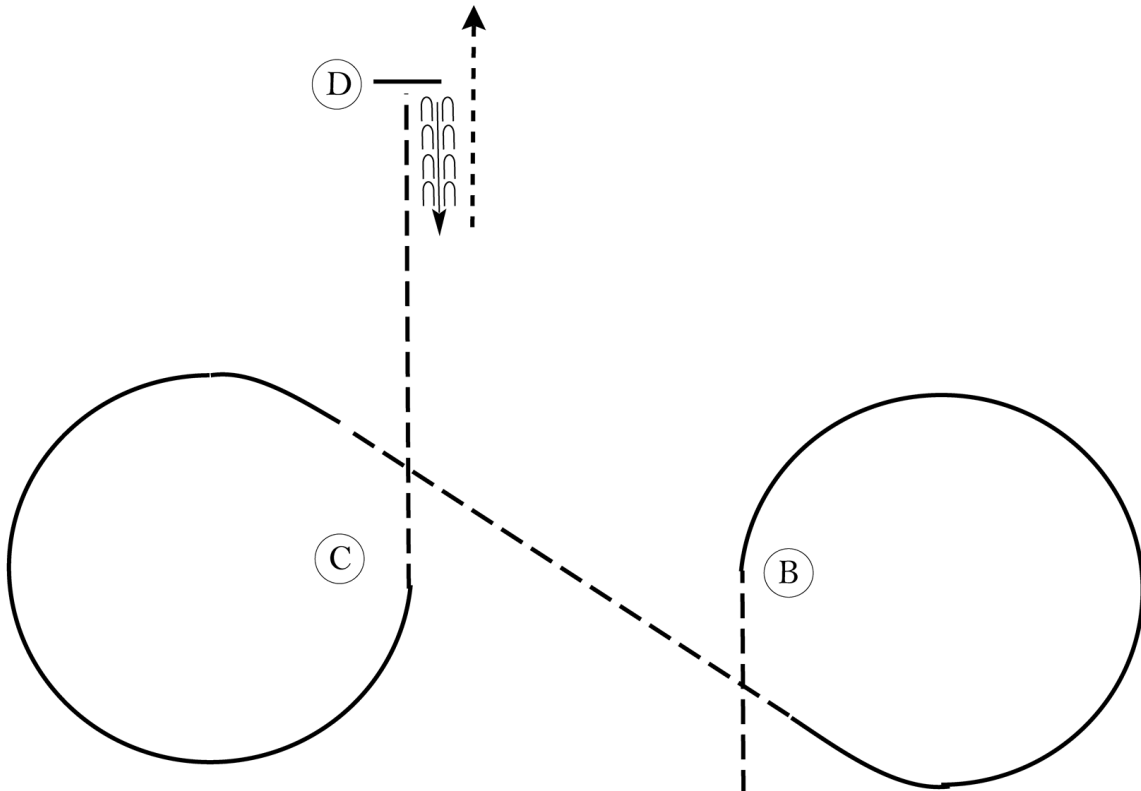


Bell County Youth Fair Horse Show

Equitation (13 & Under)

Show Date: February 1-2, 2025



Be ready before A.

1. Walk to A.
2. Posting trot on the left diagonal to B.
3. At B, canter a circle to the right.
4. When even with B, sitting trot to C.
5. At C, canter a circle to the left.
6. Posting trot on the right diagonal from C to D.
7. Stop at D and back approximately one horse length.

Exit at a walk.

Follow the instructions of your ring steward.

Walk	-----
Trot	- - - - -
Extended Trot	-----
Canter	—————
Leg Yield	
Lead Change	↙ ↘
Back	← ← ← ← ←
Marker	⊙
Sidepass	← — — — — →
Hand Gallop	—— ———

[HSE/1-41]

Pattern Provided by:
Sharon Wellmann

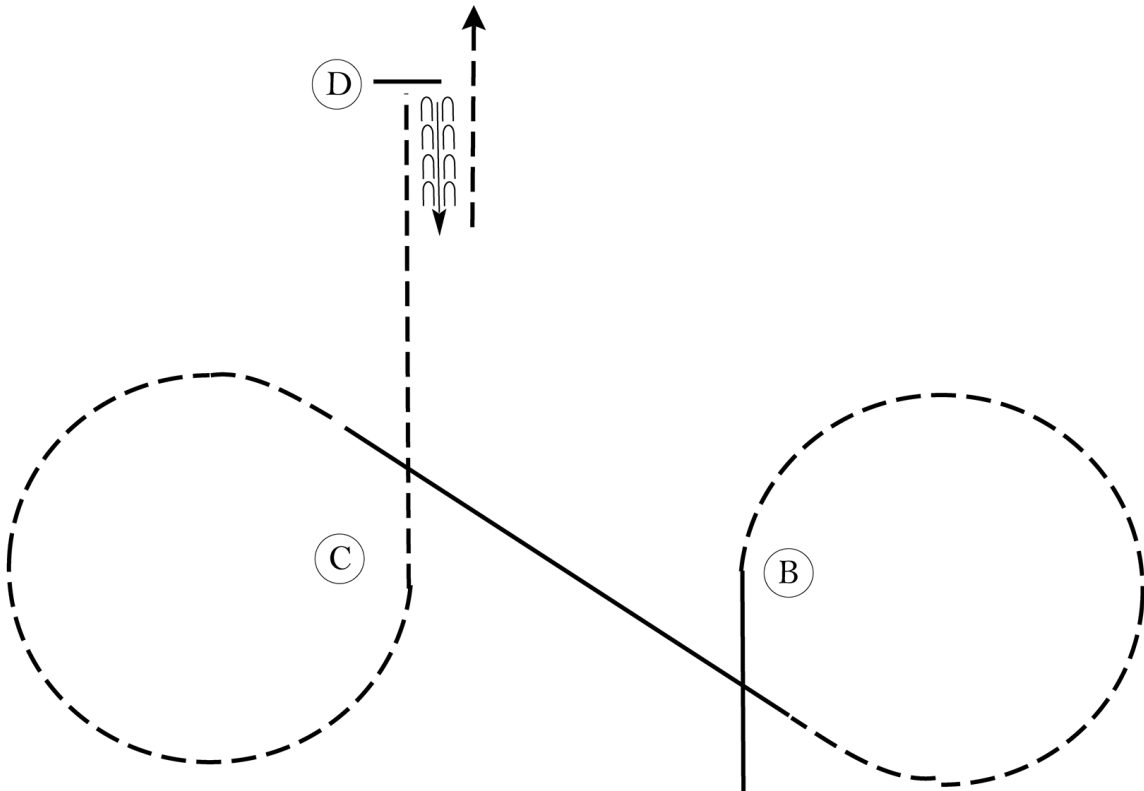
www.HorseShowPatterns.com

www.HorseShowPatterns.com

Bell County Youth Fair Horse Show

Equitation (14 & Over)

Show Date: February 1-2, 2025



Be ready before A.

1. Walk to A.
2. Canter on the right lead to B.
3. Posting trot a circle to the right on the left diagonal.
4. When even with B, canter on the left lead to C.
5. At C, posting trot a circle to the left on the right diagonal.
6. Sitting trot from C to D.
7. Stop at D and back approximately one horse length.

Exit at a sitting trot.

Follow the instructions of your ring steward.

Walk	-----
Trot	- - - - -
Extended Trot	- - - - -
Canter	—————
Leg Yield	
Lead Change	— / —
Back	← ← ← ← ←
Marker	(B)
Sidepass	← - - - - →
Hand Gallop	— — —

[HSE/2-41]

Pattern Provided by:
Sharon Wellmann

www.HorseShowPatterns.com

www.HorseShowPatterns.com

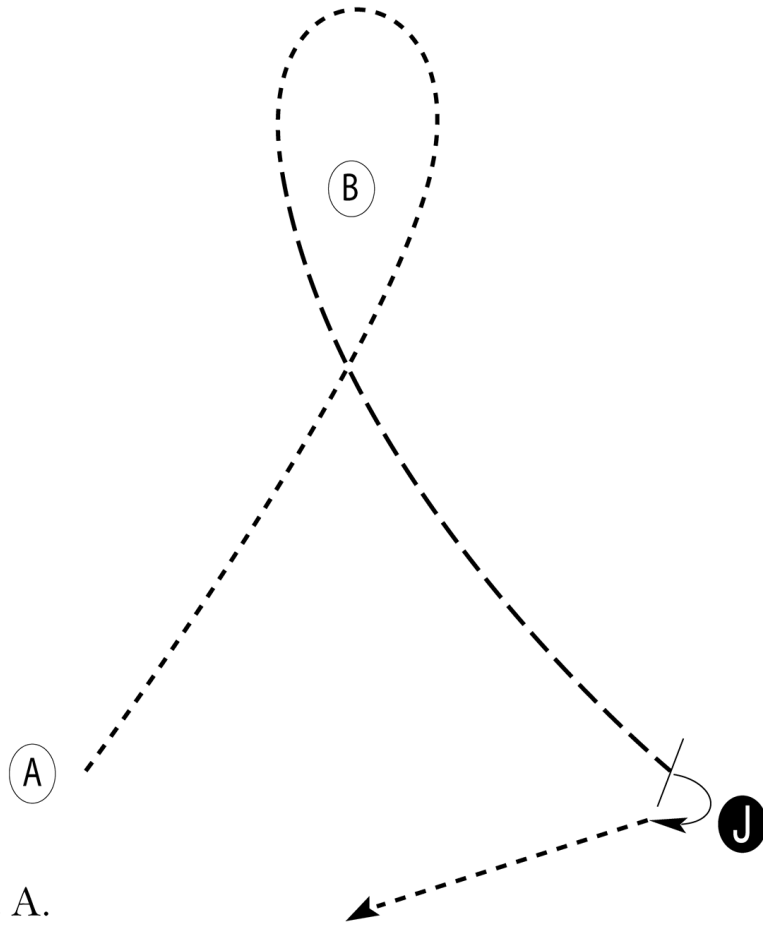
Bell County Youth Fair Horse Show

Huter Showmanship (13 & Under)

Show Date: February 1-2, 2025

w w w . H o r s e S h o w P a t t e r n s . c o m

w w w . H o r s e S h o w P a t t e r n s . c o m



Be ready at A.

1. Walk from A to and around B.
2. Trot from B to the judge.
3. Stop and set up for inspection.
4. When dismissed, turn approximately 90 degrees and follow the instructions of your ring steward.

Walk	-----
Trot	- - - - -
Back	←
Marker	ⓑ
Judge	ⓙ

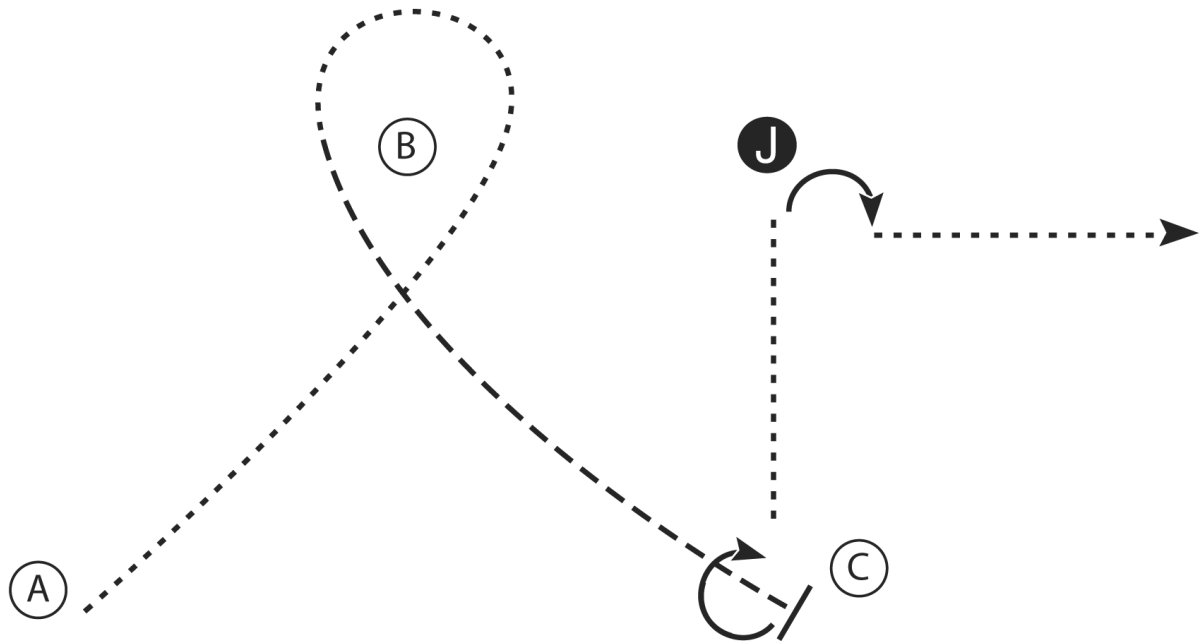
[S/WT-6]

Pattern Provided by:
Sharon Wellmann

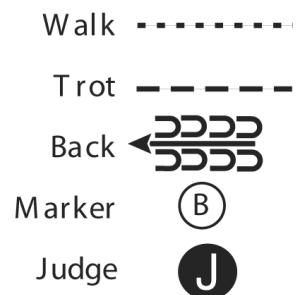
Bell County Youth Fair Horse Show

Hunter Showmanship (14-18)

Show Date: February 1-2, 2025



1. Walk A to and around B
2. At B trot to C
3. Stop at C and perform a 225 degree turn
4. Walk to the judge and set up for inspection
5. When dismissed perform a 90 degree turn and walk straight away from the judge



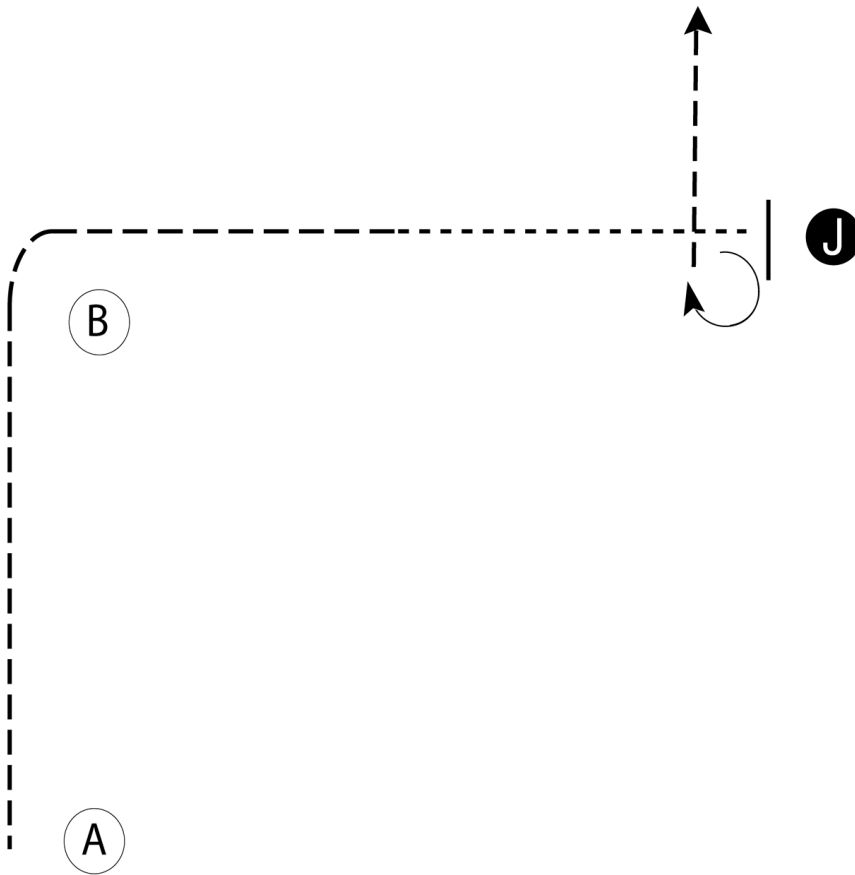
[S/1-1]

Pattern Provided by:
Sharon Wellmann

Bell County Youth Fair Horse Show

Showmanship (13 & Under)

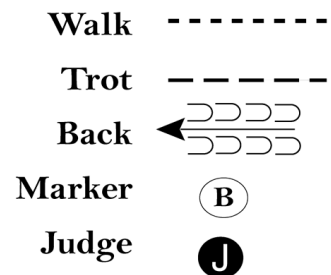
Show Date: February 1-2, 2025



Be ready at A.

1. Trot from A around B and half way to the Judge.
2. Break to the walk.
3. Walk to the Judge and set up for inspection.
4. When dismissed, perform a 270 degree turn and trot straight away from the Judge.

Follow the instructions of your ring steward.



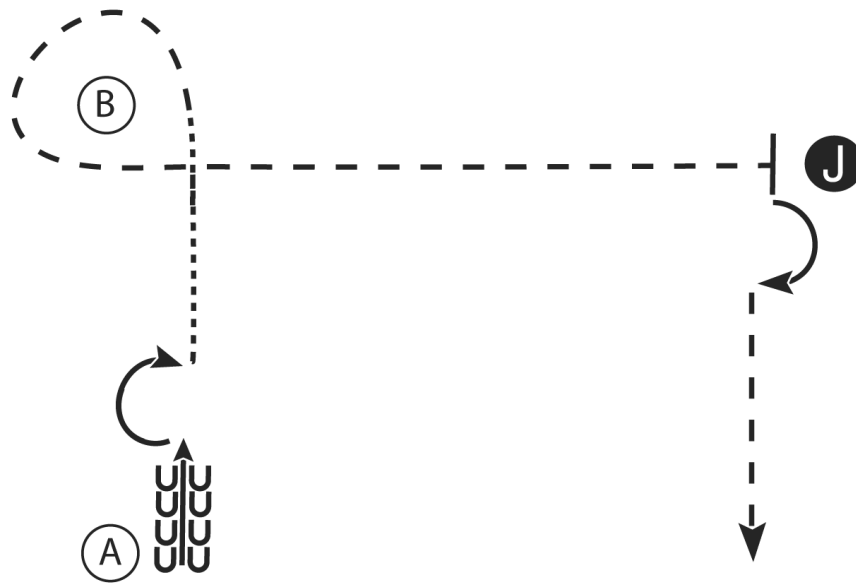
[S/1-33]

Pattern Provided by:
Sharon Wellmann

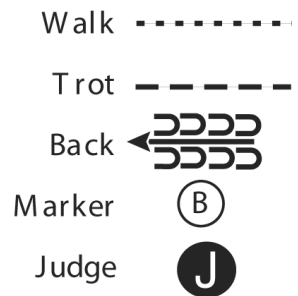
Bell County Youth Fair Horse Show

Showmanship (14-18)

Show Date: February 1-2, 2025



1. At A back 4 steps
2. Perform a 180 degree turn
3. Walk to B
4. At B trot around B and to the judge, set up for inspection
5. When dismissed perform a 90 degree turn and trot straight away from the judge



[S/2-1]

Pattern Provided by:
Sharon Wellmann

w w w . H o r s e S h o w P a t t e r n s . c o m

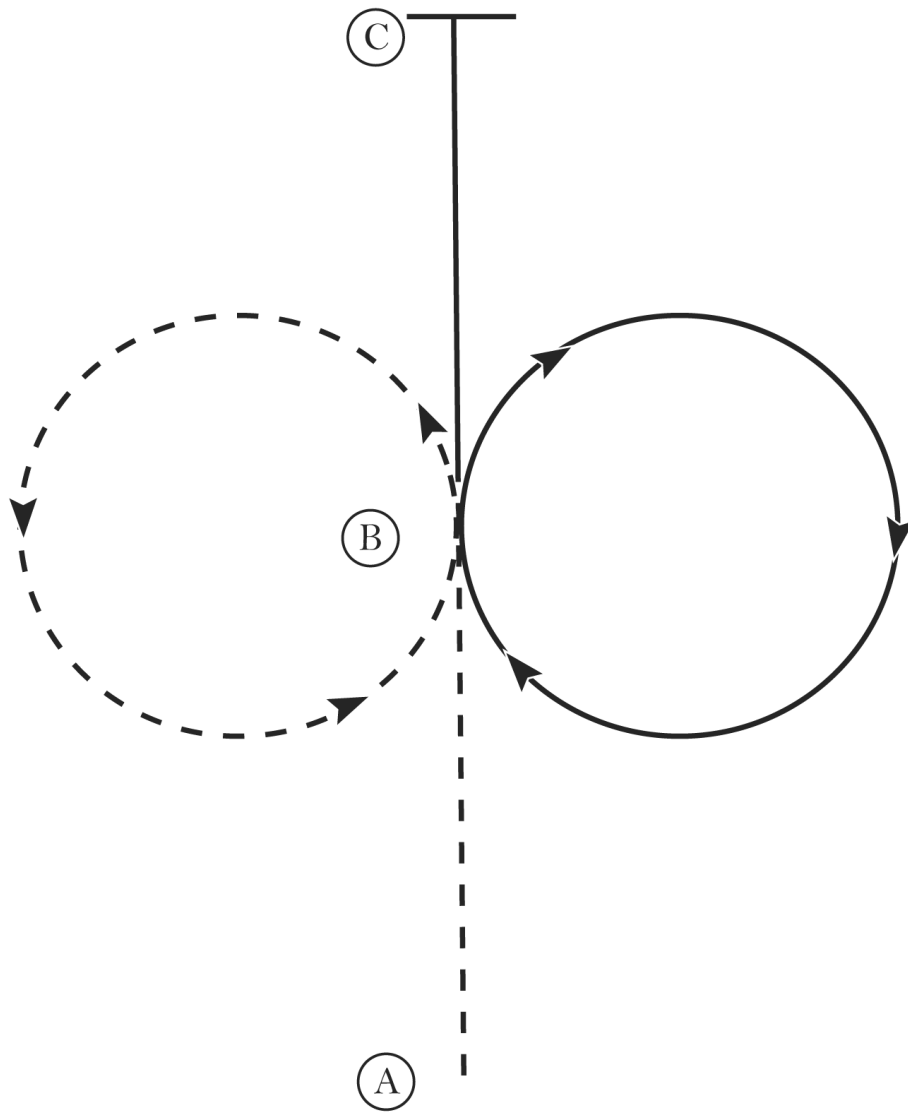
w w w . H o r s e S h o w P a t t e r n s . c o m

Bell County Youth Fair Horse Show

Horsemanship (13 & Under)

Show Date: February 1-2, 2025

1. Jog A to B
2. At B jog a circle to the left
3. At B lope a circle to the right on the right lead
4. Continue the lope to C
5. At C stop



Walk
Jog	- - - - -
Extended Jog	- - - - -
Lope	—————
Leg Yield	
Lead Change	↘
Back	←←←←←
Marker	(B)
Sidepass	←- - - -→

[WH/1-9]

Pattern Provided by:
Sharon Wellmann

w w w . H o r s e S h o w P a t t e r n s . c o m

w w w . H o r s e S h o w P a t t e r n s . c o m

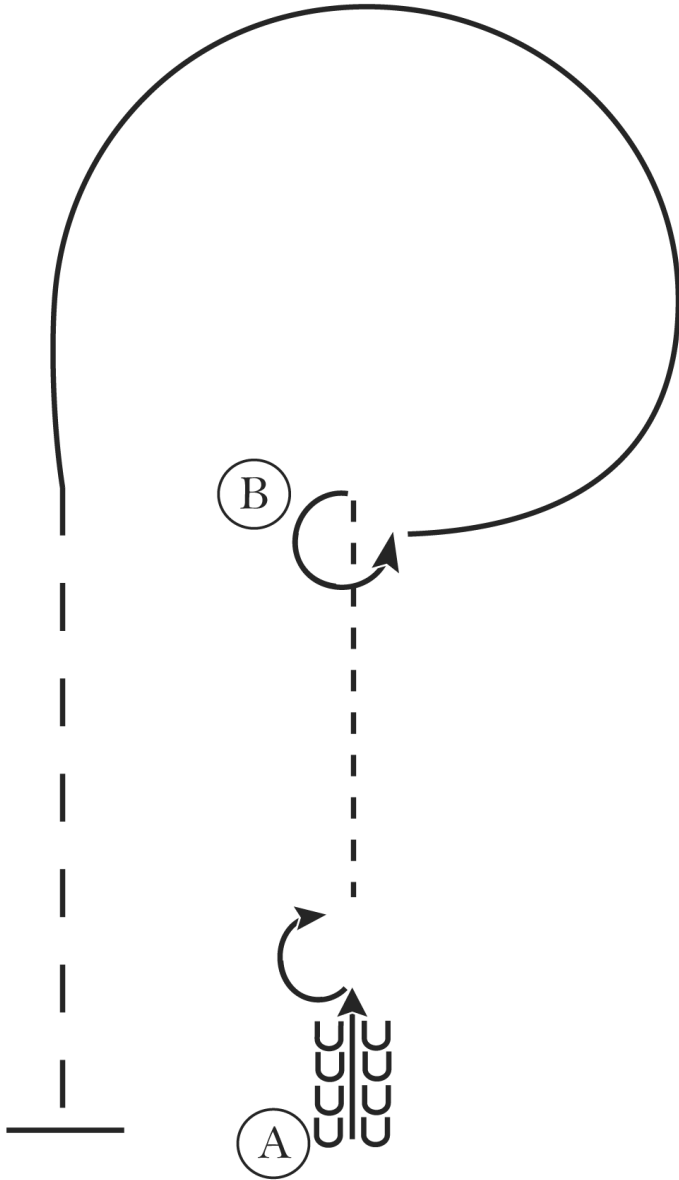
Bell County Youth Fair Horse Show

Horsemanship (14 & Over)

Show Date: February 1-2, 2025

www.HorseShowPatterns.com

www.HorseShowPatterns.com



1. Back 4 steps at A.
2. Perform a 180 degree turn to the right.
3. Jog to B.
4. At B perform a 270 degree turn to the left .
5. Lope a circle around B on the left lead.
6. At B extend the jog to A.
7. At A stop.

Walk
Jog	-----
Extended Jog	-----
Lope	————
Leg Yield	
Lead Change	———/———
Back	←←←← →→→→
Marker	Ⓚ
Sidepass	←-----→

[WH/2-8]

Pattern Provided by:
Sharon Wellmann

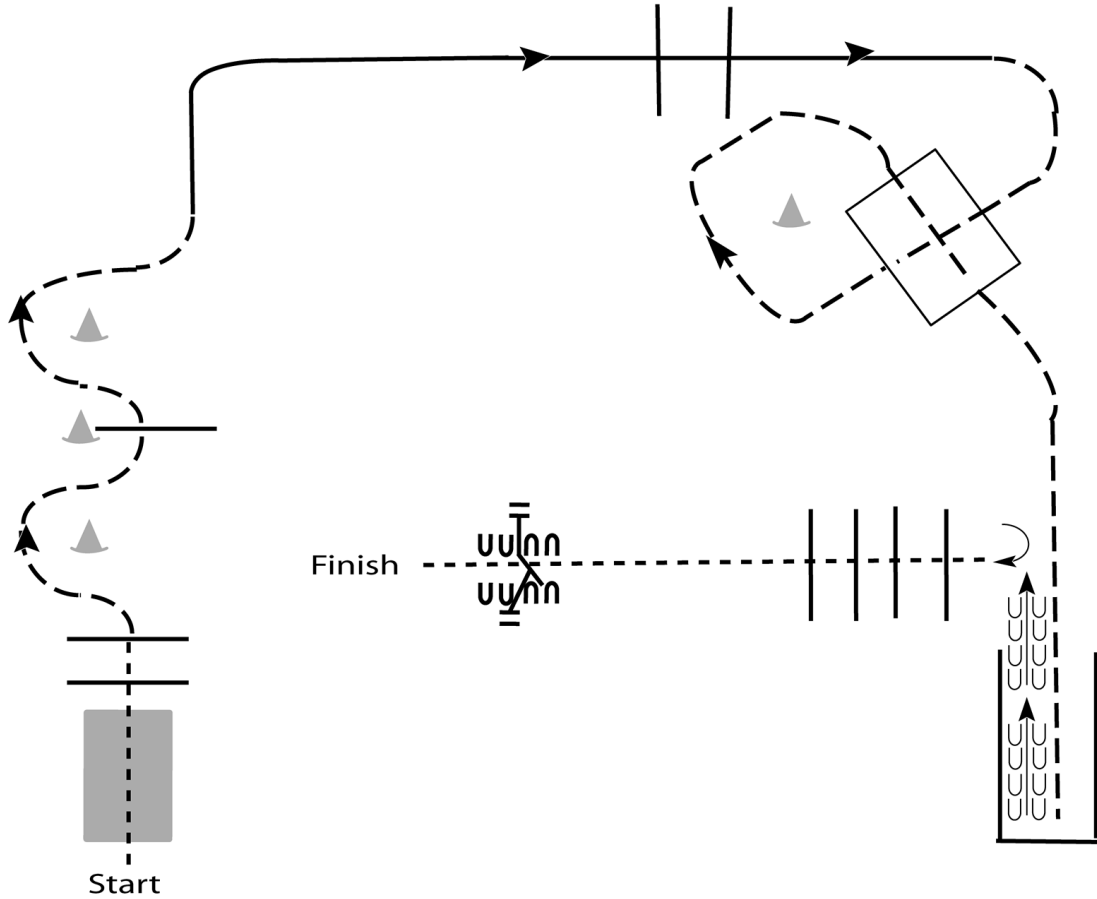
Bell County Youth Fair Horse Show

Trail (13 & Under and 14 & Over)

Show Date: February 1-2, 2025

www.HorseShowPatterns.com

www.HorseShowPatterns.com



Be ready at start.

1. Walk over bridge and over poles.
2. Jog through serpentine and over pole.
3. Lope on the right lead over poles.
4. Jog through box and into chute.
5. Back out of chute.
6. Turn 90 degrees and walk over elevated poles.
7. Work gate with left hand.

Walk	-----
Jog	- - - - -
Extended Jog	- - - - -
Lope	—————
Leg Yield	
Lead Change	— / —
Back	← ← ← ← ←
Marker	Ⓚ
Sidepass	← ——— →

[T/1-6]

Pattern Provided by:
Sharon Wellmann