


D8 4-H FASHION & INTERIOR DESIGN EVENTS

District Contest Information

- Date:** Monday April 19, 2021
- Location:** Cleburne Conference Center
 1501 West Henderson Street, Cleburne, TX 76033
www.cleburneconference.com
- Time:**
- See attached schedule.
 - The Fashion Show & Duds to Dazzle Contests will be held on the same day. 4-H members may participate in both events. They will be judged in Fashion Show first, then compete in Duds to Dazzle.
 - There will be no concessions available during the contest.
 - The schedule is TENTATIVE until entries are received and processed.
- Deadlines:** Please see your County Extension Agent for registration requirements and deadline.
<http://counties.agrilife.org/>
- Paperwork for ALL AGE DIVISIONS:** Paperwork for **ALL AGE DIVISIONS** Fashion Show (Buying, Construction, Natural Fiber) must be uploaded as a single pdf file on 4-H Connect by the deadline.
- Storyboards**  In addition to the registration on 4-H Connect by March 19, a photograph of the storyboard and the Storyboard label will be uploaded into 4-H Connect. **Do not mail.**
- **DO NOT BRING THEM TO THE DISTRICT OFFICE.**
 - All board photos will be on display during Fashion Show on monitors in the facility.
- Entry Fee:** \$10 per 4-H member per event
- Late Entries.** Late entries will be permitted with an additional:
- \$20 late fee per 4-H member up to 60 hours after the regular contest deadline (Monday at noon).
 - No Duds to Dazzle teams may be added after the 60-hour late fee deadline.
 - To add an individual entry (to Fashion Show, Natural Fiber, or Fashion Storyboard) or an individual member to a Duds to Dazzle team after the 60-hour deadline, a \$50 late fee per 4-H member will be assessed in addition to the regular registration fee.
- COVID-19 PROTOCOL** All contestants, volunteers, and extension personnel will adhere to all guidelines and protocols as set forth by the State of Texas, County Officials, and Texas A&M AgriLife Extension. This could include social distancing protocols, the wearing of PPE, etc. In the event that COVID-19 prevents this contest from being held in person, other arrangements will be made to host a virtual or other modified contest.

D8 4-H FASHION & INTERIOR DESIGN EVENTS

TENTATIVE 2021 D8 4-H Contests Schedule

Fashion Show

Group Leaders

10:30 am – 11:00 am	Check in
11:15 am – 11:30 am	Orientation

Contestants & Judges

10:30 am – 11:00 am	Check in
11:15 am – 11:30 am	Orientation
11:45 am – 1:15 pm	Interviews/Judging *

Duds to Dazzle

Group Leaders

12:00 pm – 1:00 pm	Check in
1:30 pm – 1:45 pm	Orientation

Contestants

12:00 pm – 1:00 pm	Check in
1:30 pm – 1:45 pm	Orientation
1:45 pm - 2:45 pm	Preparation Phase
2:45 pm – 3:45 pm	Presentation Phase

Judges

12:00 pm – 1:00 pm	Check in
1:30 pm – 1:45 pm	Orientation
1:45 pm - 2:45 pm	Preparation Phase
2:45 pm – 3:45 pm	Presentation Phase

Awards Presentation

Approximately 4:00 pm

**Students competing in both Fashion Show & CDM will be accommodated to allow for both contests*

D8 4-H FASHION & INTERIOR DESIGN EVENTS

General Rules & Guidelines

OVERVIEW

The 4-H Fashion Show is designed to recognize 4-H members who have completed a Clothing and Textiles project. The following objectives are taught in the Clothing and Textiles project: knowledge of fibers and fabrics, wardrobe selection, clothing construction, comparison shopping, fashion interpretation, understanding of style, good grooming, poise in front of others, and personal presentation skills.

PURPOSE

The Fashion Show provides an opportunity for 4-H members to exhibit the skills learned in their project work. It also provides members an opportunity to increase their personal presentation skills.

ELIGIBILITY REQUIREMENTS

- Membership.** Participants must be 4-H members currently enrolled in a Texas 4-H and Youth Development county program and actively participating in the Clothing & Textiles project.
- Age Divisions.** Age divisions are determined by a participant's grade as of August 31, 2020 as follows:

<u>Division</u>	<u>Grades</u>	
Junior	3*, 4, or 5	<i>*Must be at least 8 years old</i>
Intermediate	6, 7, or 8	
Senior	9, 10, 11, or 12*	<i>*Must not be older than 18 years old</i>


- Events.** There are four (4) events conducted at the District Fashion Show:

Fashion Show	3 age divisions (Junior, Intermediate, Senior)
Natural Fiber	Seniors only
Fashion Storyboard	3 age divisions (Junior, Intermediate, Senior)
Duds to Dazzle	2 age divisions (Junior/Intermediate, Senior)

- Number of Entries.** Participants may enter a maximum of one entry in each of the five (5) events.

Fashion Show	Buying or Construction Division
Natural Fiber	Cotton or Wool/Mohair/Alpaca
Fashion Storyboard	Accessory, Jewelry, Home Décor, Home Furnishings, Pet Clothing, or Wearable
Duds to Dazzle	<i>Categories are not pre-assigned.</i>

Counties may enter a maximum of one entry in each division/category in Fashion Show and Natural Fiber. There are no limits to the number of Fashion Storyboards per county. There are no limits on the number of Duds to Dazzle entries per county.

5. **Qualifying for State.** Only Senior 4-H members are eligible to advance to state.
- a. **Fashion Show:** The district will send one (1) contestant from each of the four (4) categories in the Construction Division (Everyday Living, Refashion, Semi-Formal to Formal, and Theatre/Costume) and one (1) contestant from each of the four (4) categories in the Buying Division (Business/Interview Attire, Fantastic Fashions Under \$25, Semi-Formal to Formal, and Special Interest). (Maximum of 8 entries.) If a participant qualifies for the Texas 4-H Fashion Show in Buying or Construction and in Natural Fiber, he/she will be able to compete in both at the Texas 4-H Fashion Show.
 - b. **Natural Fiber Contest:** The district will send one (1) contestant from each of the two (2) categories (Cotton and Wool/Mohair/Alpaca) in the Natural Fiber Contest. (Maximum of 2 entries.) If a participant qualifies for the Texas 4-H Fashion Show in Buying or Construction and in Natural Fiber, he/she will be able to compete in both at the Texas 4-H Fashion Show.
 - c.  **Fashion Storyboard:** The district will send the top three (3) placing entries in each of the six (6) categories (Accessory, Home Décor, Home Furnishings, Jewelry, Pet Clothing, and Wearable). (Maximum of 15 entries.)
 - d. **Duds to Dazzle.** The district will send one (1) team per category. (Or, if there are not enough District entries to make three categories, the top three (3) placing entries will qualify to advance.) Teams advancing to state will not automatically be assigned to the same category as they were at district.

**COVID-19
PROTOCOL**

All contestants, volunteers, and extension personnel will adhere to all guidelines and protocols as set forth by the State of Texas, County Officials, and Texas A&M AgriLife Extension. This could include social distancing protocols, the wearing of PPE, etc. In the event that COVID-19 prevents this contest from being held in person, other arrangements will be made to host a virtual or other modified contest.

D8 4-H FASHION SHOW

Fashion Show Guidelines

1. **Overview, Objectives, Purpose.** To recognize 4-H members who have completed a fashion and interior design project. The following objectives are taught in the fashion and interior design project: knowledge of fibers and fabrics, wardrobe selection, clothing construction, comparison shopping, fashion interpretation, understanding of style, good grooming, poise in front of others, and personal presentation skills. The purpose of the Fashion Show is to provide an opportunity for 4-H members to exhibit the skills learned in their project work. It also provides members and opportunity to increase their personal presentation skills.
2. **Fashion Show Divisions.** There are two divisions in the Fashion Show: Buying and Construction. Contestants may enter one category in one division.

The 4-H member must choose a division and category at the county level and must compete in that division and category at all levels of competition. The entry worn at county must be the entry worn at district and state. Accessories such as shoes, jewelry, hats, gloves, and scarves may be changed, but changes must be included on the paperwork. The appropriate garment category should be determined by the style, fabric, and use of garment. No one may change division or categories between district and state contests.

BUYING	CONSTRUCTION
<ul style="list-style-type: none"> • Garments will be purchased • <u>All age divisions</u>: All garments worn (garments that are visible – i.e. blouse under jacket or vest) during the interview must be included in the buying worksheet. • <u>Seniors only</u>: In Buying, the first-place winners at the Texas 4-H Fashion Show may enter the same category in which they have previously been awarded a first place entry at the Texas 4-H Fashion Show. 	<ul style="list-style-type: none"> • Garments may be constructed by sewing, knitting, or crocheting. Accessories may be purchased. • <u>Juniors/Intermediates only</u>: May construct one visible item of clothing. For example, the 4-H member may construct a skirt, but purchase a blouse to complement the skirt. The blouse would not be considered during the judging process. • <u>Seniors only</u>: All garments worn (garments that are visible – i.e. blouse under jacket or vest) during the interview must be constructed. Close-fitting leg wear, tights, and pantyhose do not need to be constructed. • <u>Seniors only</u>: In Construction, the first-place winners at the Texas 4-H Fashion Show may enter the same category in which they have previously been awarded a first-place entry at the Texas 4-H Fashion Show.

3. **Fashion Show Categories.** Below is a list of categories and description of each. Agents should assist 4-H members in placing entries in appropriate categories. Those not placed in appropriate categories may be disqualified.

JUNIOR/INTERMEDIATE BUYING CATEGORIES	
Everyday Living	Includes casual sportswear, weekend-wear, sleepwear, clothing for school, casual after-school events, or hanging out with friends.
Fantastic Fashions under \$25	This category is designed to expand the 4-H member's shopping experience to include different shopping venues. Outfits must be purchased at a garage sale, consignment store, Goodwill, Salvation Army, or other retail business. Receipts are required for everything that is visible during the interview, except shoes. Receipts for garage sales can be handwritten. This includes jewelry and accessories. Do not need to account for sales tax.
Dressy	Garments worn to dressy activities such as church, banquets, luncheons and 4-H interviews. Examples are children's suits and dressy dresses. Original material must be fabric and not from recycled items.
Special Interest	Limited to special purpose garments. Examples are band, pep squad and cheerleader uniforms; sleep wear; theatrical and circus-type costumes such as clown suits and ballet costumes; equestrian clothing and riding apparel; hiking clothing; or rock-climbing clothing. Garments in this category should not be suitable for ordinary activities.
JUNIOR/INTERMEDIATE CONSTRUCTION CATEGORIES	
Everyday Living	Includes casual sportswear, weekend-wear, sleepwear, clothing for school, casual after-school events, or hanging out with friends.
ReFashion	The result of modifying existing clothing or fabric item (such as table cloth or curtain) into something more fashionable. The main purpose of ReFashion is creativity, as well as sewing skills. The member designs and sews a wearable garment from previously used garments or fabric item. The completed garment is different from its original use, not just an alteration. (Examples: neck ties sewn together to form a skirt or taking old t-shirts and making them into a skirt)
Dressy	Garments worn to dressy activities such as church, banquets, luncheons and 4-H interviews. Examples are children's suits and dressy dresses. Original material must be fabric and not from recycled items.
Special Interest	Limited to special purpose garments. Examples are band, pep squad and cheerleader uniforms; sleep wear; theatrical and circus-type costumes such as clown suits and ballet costumes; equestrian clothing and riding apparel; hiking clothing; or rock-climbing clothing. Garments in this category should not be suitable for ordinary activities.

SENIOR BUYING CATEGORIES	
Business/Interview Attire	<p>Entry should be an outfit you would wear for a job interview, scholarship interview, job fair, or other professional event.</p> <p>1. Professional – This is a more traditional, conservative approach (e.g., business suit or blazer, tie and dress slacks for men; business suit, pantsuit, or jacket and dress for women) and may vary by employer or industry.</p> <p>2. Business Casual – This trend is more relaxed and comfortable but demonstrates good judgment in choices and displays a neat appearance (e.g., polo shirt, shirt with a collar or sweater, khakis or other slacks, dress or casual leather shoes for men and women; moderate length dress or skirt for women).</p>
Fantastic Fashions under \$25	<p>This category is designed to expand the 4-H member’s shopping experience to include different shopping venues. Outfits must be purchased at a garage sale, consignment store, Goodwill, Salvation Army, or other retail business. Receipts are required for everything that is visible during the interview, except shoes. Receipts for garage sales can be handwritten. This includes jewelry and accessories. Do not need to account for sales tax.</p>
Semi-Formal to Formal	<p>Entry must be designed for semi-formal to formal occasions and made from fabrics intended for the same. Semi-formal is a little less formal than formal black tie. Ex. For women dresses or stylish pantsuit made of taffeta, chiffon, satin or other similar fabrics. For men dress includes jacket or vest, trousers and a tie. Current fashion does not dictate that a tie is necessary. Formal includes men’s suits and tuxedos and women’s formal gowns, wedding dresses, and bridesmaid dresses.</p>
Special Interest	<p>Entry should be a specific outfit that you NEED to know how to purchase wisely. Entry should be something that reflects a special interest of the participant, such as equestrian clothing and riding apparel, dance costumes, hiking clothing, or rock-climbing clothing.</p>
SENIOR CONSTRUCTION CATEGORIES	
Everyday Living	<p>Includes casual sportswear, weekend-wear, sleepwear, clothing for school, casual after-school events, or hanging out with friends.</p>
ReFashion	<p>The result of modifying existing clothing or fabric item (such as table cloth or curtain) into something more fashionable. The main purpose of ReFashion is creativity, as well as sewing skills. The member designs and sews a wearable garment from previously used garments or fabric item. The completed garment is different from its original use, not just an alteration. (Examples: neck ties sewn together to form a skirt or taking old t-shirts and making them into a skirt)</p>
Semi-Formal to Formal	<p>Entry must be designed for semi-formal to formal occasions and made from fabrics intended for the same. Original material must be fabric and not from recycled items. Semi-formal is a little less formal than formal black tie. Ex. For women dresses or stylish pantsuit made of taffeta, chiffon, satin or other similar fabrics. For men dress includes jacket or vest, trousers and a tie. Current fashion does not dictate that a tie is necessary.</p>
Theatre/Costume	<p>Garment intended for use as a costume, which would include stage production. May be sewn from fabric or from another garment. These garments may be unusual or innovative materials; imaginative but wearable.</p>

4. **Fashion Show Judging Process.**

a. All Age Divisions:

- **Judges.** Contestants will be judged by a panel of no less than two qualified judges.
- **Age Divisions, Divisions, and Categories.** Each age division and category will be judged separately.
- **Paperwork.** All paperwork will be uploaded to 4-H Connect at the time of entry and will be prejudged. There is no need to bring paperwork with you to the contest.
- **Interview.** Judges will interview contestants. No presentation will be given by contestants.
- **Time Limits.** Judges will have **four (4) minutes** to ask questions of the contestant. Following this time, the contestant will leave the judging room and the judges will have an **additional four (4) minutes** to score the contestant and write comments.
- **Questions.** Judges may only ask questions from the list of “Possible Interview Questions” for the appropriate division included in this packet. Judges may ask follow-up questions as needed based upon interview responses.
- **Garment:** Contestants will wear their Fashion Show garments in front of the judges.
- **Judges’ Decisions.** All judges’ decisions are final after awards presentation is made.
- **Parents.** No parents will be allowed in judging area. Parents will have a designated area to wait until their student is finished being judged.

5. **Paperwork Requirements.**

- Contestants will upload their appropriate required paperwork (see age division table below) to 4-H Connect by the deadline set by the county so paperwork may be judged prior to the District Fashion Show. (Check with your County Extension Agent for county deadlines.)
- The paperwork should be uploaded as a **single pdf file**.
- This paperwork will be judged prior to the Fashion Show.
- Interview judges will be given a copy of this paperwork prior to the interview. If uploaded properly, contestants will not need to bring their paperwork to the interview.
- Numerical paperwork scores will be combined with numerical interview scores to determine final ranking.

Juniors & Intermediates	<ul style="list-style-type: none"> • District 8 4-H Fashion Show Photo Sheet (1 page) • District 8 4-H Project Information Sheet (1 page) • <i>The uploaded pdf file should be only these two pages.</i>
Seniors	<ul style="list-style-type: none"> • 2021 Texas 4-H Fashion Show Buying Entry Form (4 pages) OR • 2021 Texas 4-H Fashion Show Construction Entry Form (4 pages)

6. **Judging Criteria.** Judging is based on the appropriate score sheet and will evaluate contestants based on their paperwork and interviews.
- a. If a contestant does not upload the required paperwork or does not follow all appropriate guidelines a five (5) point deduction will be taken from the final score.
 - b. Ties – if a tie should occur in a Junior or Intermediate category, the ties will be broken using partial scores in the following order:
 - Ability to Evaluate Garment Quality & Apply Knowledge
 - Knowledge of Fiber & Fabric/Uses & Care
 - Appearance, Fit, Fashion
 - Quality of Project Activities & Written Materials
 - Interview
 - c. Ties – If a tie should occur in a Senior category, the ties will be broken using partial scores in the following order:
 - Construction skills/Consumer buying skills
 - Project goals and project activities
 - Knowledge of fiber and fabric characteristics
 - Interview
 - Outfit selection
7. **Garments.** All garments/ensembles to be judged must have been purchased (renting a garment is not permitted in the buying division) or constructed (construction division) during participation in a 4-H fashion and interior design project during the current 4-H year.

Juniors/Intermediates Construction only: May construct one visible item of clothing. For example, the 4-H member may construct a skirt, but purchase a blouse to complement the skirt. The blouse would not be considered during the judging process.

8. **Awards.** The top contestants in each category will be recognized during the awards program.
9. **Top Model Award.** One award will be given to the best model during the Fashion Show for each age division: Junior, Intermediate and Senior. This award will be given to a 4-H member based on poise and modeling skills on stage.

D8 4-H FASHION SHOW

JUNIOR/INTERMEDIATE Fashion Show Possible Interview Questions

Questions for Buying

1. How will the purchase of this garment enhance your present wardrobe?
2. How do you care for this garment? (Example: hand-wash, cold water; dry clean; machine-wash, warm water, etc.)
3. Tell us about the characteristics of your fabric (Example: Does it wrinkle easily? Does it stretch? Does it ravel?)
4. What was the deciding factor in choosing this garment when comparing it against others? (Example: Was it the fit, cost, quality, etc.)
5. How much did your garment cost? Is your garment a good value for money paid for it?
6. How many garments did you compare before deciding to purchase this one?
7. What attracted you to choose this outfit to buy for your Fashion Show entry?
8. Is the fabric natural or man-made in your garment? What is the fabric content?
9. Show us two reasons why you think your garment is well made. (Could show seam finishes, hem, zipper, set-in sleeve, etc.)
10. What did you consider when selecting your accessories? How do you think your accessories complement your garment?
11. Is there anything else you would like to tell us about your Buying project?
12. If you could change one thing about your fashion and interior design project, what would it be?
13. Based on what you learned this year, what are your goals for next year?

Questions for Construction

1. How will this garment enhance your present wardrobe?
2. How do you care for this garment? (Example: hand-wash, cold water; dry clean; machine-wash, warm water, etc.)
3. Tell us about the characteristics of your fabric (Example: Does it wrinkle easily? Does it stretch? Does it ravel?)
4. Name a new technique or skill used making the garment (Example: setting in a zipper, learning to cut out a garment, comparing body measurements against those on the pattern envelope, etc.)
5. How much did your garment cost?
6. What was the hardest part of constructing your garment? (Setting in the sleeves, putting in the zipper, etc.)
7. What attracted you to choose this outfit to construct for your Fashion Show entry?
8. Is the fabric natural or man-made in your garment? What is the fabric content?
9. Show us two reasons why you think your garment is well made. (Could show seam finishes, hem, zipper, set-in sleeve, etc.)
10. What did you consider when selecting your accessories? How do you think your accessories complement your garment?
11. Is there anything else you would like to tell us about your Construction project?
12. If you could change one thing about your fashion and interior design project, what would it be?
13. Based on what you learned this year, what are your goals for next year?

D8 4-H FASHION SHOW

SENIOR Fashion Show Possible Interview Questions

QUESTIONS FOR BUYING

Project Goals and Project Activities

- How did you connect your fashion and interior design project work with community service?
- Describe your fashion and interior design leadership activities. What was your favorite leadership activity?
- Describe your fashion and interior design project goals. Describe how your project goals guided your project work.
- What community service activities were you involved with?

Outfit Selection

- Tell me how you went about selecting this outfit.
- What considerations did you use when you selected this outfit? (fiber, fabric, design, construction)
- How does this outfit meet your clothing needs?
- Explain how and why the style of this outfit is appropriate for your figure type.

Knowledge of Fiber and Fabric Characteristics

- Are the fibers in your garment natural or man-made?
- What is the fiber content of your garment? Tell me two qualities of each fiber.
- How will you care for this garment? Is there any additional cost to consider when caring for this garment?
- Why is this fabric a good choice for your garment? Describe fabric characteristics that make it suitable for the intended use of the garment.

Consumer Buying Skills

- What information does the garment's hangtags give you?
- Why did you select the particular style, color(s), and/or fabric(s)?
- Do you have a clothing budget? If so, who determines the budget amount?
- As you selected the pieces for this outfit, what did you learn about price and quality?
- In your comparison shopping, what did you consider the most important thing to look for?
- What is your "cost per wearing"?

D8 4-H FASHION SHOW

SENIOR Fashion Show Possible Interview Questions

QUESTIONS FOR CONSTRUCTION

Project Goals and Activities

- Describe your fashion and interior design project goals. Describe how your project goals guided your project work.
- Describe your fashion and interior design project activities. What was your favorite activity?
- How did you connect your fashion and interior design project work with community service?
- What community service activities were you involved with?

Knowledge of Fiber and Fabric Characteristics

- Are the fibers in your garment natural or man-made?
- Why is this fabric a good choice for your garment? Describe fabric characteristics that make it suitable for the intended use of the garment.
- How will you care for this garment? Is there any additional cost to consider when caring for this garment?
- Why did you choose to construct this garment rather than buy it?
- What is the fiber content of your garment? Describe two qualities of each fiber.

Construction skills

- How did you decide which sewing methods to use for seams, hems, etc.?
- What skills did you learn while constructing this garment?
- How will you use your sewing skills after you graduate from the 4-H program?
- Why did you choose to construct this garment rather than buy it?
- Describe your sewing experiences.

Outfit Selection

- What occasion do you plan on wearing your garment?
- How often do you plan to use the outfit/accessories? What is your cost per wearing?
- Do you have a clothing budget? Describe how you allocate your clothing dollar.
- Talk about why this garment is a good fit for your body type.
- Describe how this garment will fit with your current wardrobe.

D8 4-H FASHION SHOW

2021 District 8 4-H Fashion Show

Junior & Intermediate

Photo Sheet

Name _____ **County** _____

Age Division ___ Junior ___ Intermediate

Select either Buying or Construction Division:

Buying Division ___ Dressy ___ Everyday Living ___ Fantastic Fashions under \$25 ___ Special Interest

Construction Division ___ Dressy ___ Everyday Living ___ ReFashion ___ Special Interest

Insert or glue a high-quality front and back view head-to-toe photo of participant in the competition garment in the space below. Photo/Photos should not exceed the space below.

D8 4-H FASHION SHOW

2021 District 8 4-H Fashion Show
Junior & Intermediate
Project Information Sheet

Name _____ **County** _____

Age Division ___ Junior ___ Intermediate

Select either Buying or Construction Division:

Buying Division ___ Dressy ___ Everyday Living ___ Fantastic Fashions under \$25 ___ Special Interest

Construction Division ___ Dressy ___ Everyday Living ___ ReFashion ___ Special Interest

What did you learn in your fashion and interior design project?

What activities did you participate in during your fashion and interior design project?

Tell us about your leadership and/or community service within your 4-H projects, focusing on your fashion and interior design project activities.

What is something new you would like to try next year in your fashion and interior design project?

D8 4-H FASHION SHOW

2021 District 8 4-H Fashion Show

Junior & Intermediate

Score Sheet

Name _____ County _____

Age Division ___ Junior ___ Intermediate

Select either Buying or Construction Division:

Buying Division ___ Dressy ___ Everyday Living ___ Fantastic Fashions under \$25 ___ Special Interest

Construction Division ___ Dressy ___ Everyday Living ___ ReFashion ___ Special Interest

JUDGING CRITERIA	JUDGE'S COMMENTS	Max Pts	
Appearance, Fit, Fashion (25%) <ul style="list-style-type: none"> • Garment becoming and fashionable for age of model • Appropriate accessories • Presentation skills, poise, and grooming • Wardrobe coordination 		25	
Knowledge of Fiber & Fabric/Uses & Care (25%) <ul style="list-style-type: none"> • Knowledge about garment care • Knowledge about fabric • Knowledge about fibers • Man-made or natural source 		25	
Ability to Evaluate Garment Quality & Apply Knowledge (25%) <ul style="list-style-type: none"> • Style makes good use of fiber and fabric characteristics and is appropriate for intended use of garment • Garment is well made (plaids/seams match, edges smooth, hem even, closures, neat, well pressed, etc.) • Garment meets the competition eligibility requirements (Division and category for complete garment) 		25	
Quality of Project Activities & Written Materials (15%) <ul style="list-style-type: none"> • Describes new skills gained and project experiences (5 pts) • Age-appropriate community service and leadership (5 pts) • Set a goal for future learning (3 pts) • Form is complete and legible (2 pts) 		15	
Interview (10%) <ul style="list-style-type: none"> • Creates a good first impression • Uses positive vocal qualities • Answers questions correctly, with confidence • Possesses good verbal communication skills 		10	
<i>There will be a 5-point deduction if the proper paperwork is not properly uploaded during time of entry.</i>		100	

Judge's Initials _____

Ranking _____

D8 4-H FASHION SHOW

Senior Fashion Show Materials

Senior Fashion Show Materials

Can be found online at:

<https://texas4-h.tamu.edu/projects/fashion-interior-design/>

Construction Entry Form

http://texas4-h.tamu.edu/wp-content/uploads/fashion_show_construction_entry_form_2021_fillable-1.pdf

Construction Score Sheet

http://texas4-h.tamu.edu/wp-content/uploads/fashion_show_construction_entry_form_2021.pdf

Construction Possible Interview Questions

http://texas4-h.tamu.edu/wp-content/uploads/roundup_fashion_show_construction_possible_interview_questions_2020.pdf

Buying Entry Form

http://texas4-h.tamu.edu/wp-content/uploads/fashion_show_buying_entry_form_2021.pdf

Buying Score Sheet

http://texas4-h.tamu.edu/wp-content/uploads/roundup_fashion_show_buying_score_sheet_2021_fillable.pdf

Buying Possible Interview Questions

http://texas4-h.tamu.edu/wp-content/uploads/roundup_fashion_show_buying_possible_interview_questions_2020.pdf

D8 4-H FASHION SHOW

Natural Fiber Guidelines

1. **Purpose.** The Fashion Show Natural Fiber Contest provides an opportunity for 4-H members to exhibit the skills learned related to Cotton and Wool/Mohair. It also recognizes 4-H members who do outstanding work in a clothing project that includes the study of cotton or wool and mohair.
2. **Seniors Only.** The Natural Fiber Contest is for Seniors only. This is a separate entry from the Fashion Show Construction/Buying Division. The Natural Fiber entry does not have to be the same entry as the Fashion Show Buying or Construction entry.
3. **Natural Fiber Categories.** Below is a list of categories and a brief description of each. Agents should assist 4-H members in placing entries in appropriate categories. Those not placed in appropriate categories may be disqualified.

The 4-H member must choose a category at the county level and must compete in that division and category at all levels of competition. The entry worn at county must be the entry worn at district and state. Accessories such as shoes, jewelry, hats, gloves, scarves may be changed, but changes must be included on the paperwork. The appropriate garment category should be determined by the style, fabric, and use of garment. No one may change categories between district and state contests.

Senior Natural Fiber Categories	
Cotton	Each garment entered must contain a minimum of 60% cotton. Knowledge of fiber characteristics, production, and end use is required.
Wool/Mohair/Alpaca	Each garment entered must contain a minimum of: <ul style="list-style-type: none"> • 60% wool and 40% other fiber. • 60% mohair and 40% other fiber. • 60% alpaca and 40% other fiber. • 60% blend of the above fibers and 40% other fiber. • 100% wool/mohair blend is also acceptable. Knowledge of fiber characteristics, production, and end use is required.

4. **Garment.** The garment selected can be purchased (renting a garment is not permitted) or constructed. A complete outfit, except for a blouse or shirt under the garment, is made of the eligible fashion fabric. Example: Jacket and pants made of wool, but shirt or blouse does not need to be made of wool; a full-length coat made of eligible fashion fabric worn over a garment of any fiber content. Lining fabric, interfacing fabric, and trims are not required to meet the fiber content requirements.

5. **Paperwork Requirements.**

Seniors	<ul style="list-style-type: none">• Contestants will upload their appropriate required paperwork to 4-H Connect by the deadline set by the county, so paperwork may be judged prior to the Fashion Show. (Check with your County Extension Agent for county deadlines.)• The paperwork should be uploaded as a <i>single pdf file</i>.• This paperwork will be judged prior to the Fashion Show.• Interview judges will be given a copy of this paperwork prior to the interview.• Numerical paperwork scores will be combined with numerical interview scores to determine final ranking.• Natural Fiber Paperwork: 2021 Texas 4-H Fashion Show Natural Fiber Entry Form (3 pages)
----------------	---

6. **Judging Criteria.** Judging is based on the appropriate score sheet and will evaluate contestants based on their paperwork and interviews.

- a. Ties – If a tie should occur in a category, the ties will be broken using partial scores in the following order:
- Knowledge of fiber characteristics and uses sub-total score
 - Ability to apply knowledge sub-total score
 - Appearance, fit, and fashion ability sub-total score
 - Garment is well made

7. **Awards.** The top contestants in each category will be recognized during the awards program.

D8 4-H FASHION SHOW NATURAL FIBER

Fashion Show Natural Fiber Possible Interview Questions

QUESTIONS FOR NATURAL FIBER

Project goals and activities

- Describe your fashion and interior design project goals. Describe how your project goals guided your project work.
- Describe your fashion and interior design project activities. What was your favorite activity?
- How did you connect your fashion and interior design project work with community service?
- What community service activities were you involved with?

Knowledge of fiber characteristics and uses

- Why is this fiber a good choice for your garment? Describe fiber characteristics that make it suitable for the intended use of the garment.
- How will you care for this garment? Is there any additional cost to consider when caring for this garment?
- What is the fiber content of your garment? Describe two qualities of each fiber.

Promotion of natural fiber

- How would you promote your natural fiber to others?
- How is use of natural fibers in clothing important to the Texas economy?
- Describe the process for taking your natural fiber and making it in to cloth.

Appearance, fit and fashion ability

- How does this outfit meet your clothing needs?
- How often do you plan to use the outfit/accessories?
- Do you have a clothing budget?

D8 4-H FASHION SHOW NATURAL FIBER

Senior Natural Fiber Materials

Senior Fashion Show Natural Fiber Materials

Can be found online at:

<https://texas4-h.tamu.edu/projects/fashion-interior-design/>

Natural Fiber Entry Form

http://texas4-h.tamu.edu/wp-content/uploads/fashiont_show_natural_fiber_entry_form_2021.pdf

Natural Fiber Score Sheet

http://texas4-h.tamu.edu/wp-content/uploads/fashiont_show_natural_fiber_score_sheet_2021.pdf

Natural Fiber Possible Interview Questions

<https://texas4-h.tamu.edu/wp-content/uploads/fashion-show-natural-fiber-possible-interview-questions.pdf>

D8 4-H FASHION STORYBOARD

Fashion Storyboard

Overview. The 4-H Fashion Storyboard is an industry-inspired method of displaying original designs. The best storyboards create vivid visual images that are interesting and appealing to viewers. The storyboard “tells the story” of the designer’s idea. The storyboard includes original illustrations and flats, as well as additional materials (such as photos from the Internet or magazines, paper, fabric swatches, patterns, etc.) that have influenced the unique design.

Purpose. The purpose of the 4-H Fashion Storyboard contest is to give 4-H members an opportunity to create a storyboard of their original design. It also provides the members an opportunity to gain knowledge of the career responsibilities of a fashion designer and illustrator, enhance creativity and originality, and develop visual communication skills.

Design Brief. The following design brief serves as the direction for the 2021 Storyboards. 4-H members should create their Storyboard around their interpretation of the design brief.

Reinventing Fashion with History

See how history shaped fashion through the decades; from the roaring 20’s to the groovy 70’s, from the classic 30’s to the vibrant 80’s and the fashion “mash-up” during the 2010’s. Each decade has its own style, look at the events, music and politics that influenced design during the different decades. This year reinvent fashion by the events that happened in a previous decade or a decade yet to come.

GENERAL RULES

1. **Digital format.** Storyboards can be created using a digital platform including but not limited to Canva, Picmonkey, InDesign, Illustrator, Photoshop, Adobe Illustrator, and PowerPoint. All entries must be saved as a PDF, jpeg, jpg or png.
2. **Storyboard size requirements.** Depending on the platform that you are using there will be different pre-determined size templates, most will also include the option to select custom dimensions. Storyboard dimensions need to be between 18”and 24” (in one direction) and 24”and 30” (in the other direction). Recommended size is 18” X 24”.
3. **Participation and Level of Competition.** Storyboards will now be an invitational contest at the senior 4-H level. A 4-H member may enter only one storyboard.
4. **Entry and submission of Storyboard.** Each storyboard must be created by the 4-H member. Storyboard layouts should include original illustrations and flats, as well as additional materials that have influenced their unique design. All entries must be saved as a PDF, jpeg, jpg or png. Entries will be submitted online from April 1, 2021 -April 15, 2021
5. **Number of garments/ designs.** Focus on one garment/design for the storyboard. Contestants may provide up to two (2) variations of the original design.

6. **Categories.** The following is a list of the categories and descriptions. Each storyboard should be entered in one category. A 4-H member may enter only one storyboard.

- a. **Wearable:** Clothing that can be worn. Includes items such as pants, shorts, skirts, blouses, sweaters, coats, dresses, etc.
- b. **Accessory:** Includes items such as belts, purses, bags, hats, etc.
- c. **Jewelry:** Includes necklaces, bracelets, rings, earrings, etc.
- d. **Pet Clothing:** Includes items that can be worn by a pet or any other animal.
- e. **Home Décor** – items that are easy to move and make a home visually appealing, examples of home décor items include: throw pillows, table runner, or wall hanging.
- f. **Home Furnishings** – items that make a home comfortable for living or working in. Examples include: couch, ottoman, chair, tables, desks, beds and the like.
- g. **Design Detail** – Should include the at least one illustration and at least one flat.

7. **Scoring.** Storyboards will be evaluated based on the 4-H Storyboard Score Sheet.

8. **Each Storyboard must conform to and will be evaluated based on the following, but is not limited to:**

- a. **Visual Appeal of Storyboard** – Storyboards should show evidence of creativity by the 4-H member. The layout of the storyboard should illustrate a theme, mood, or spirit of an idea.
 - i. Original design should serve as the focal point of the design.
 - ii. Placement of the inspirational items should allow the eye to flow across all elements of the board without distracting from the design.
 - iii. “White space” or “blank space” should be kept in consideration. Too much or too little white space detracts from the design.
 - iv. Additional photos and other materials can be used to show the inspiration for the design. These additional materials should enhance the storyboard, without taking away from the original design.
- b. **Cohesiveness of Imagery and Overall Aesthetic** – Unified design elements throughout the board. Design elements can be anything including color, fonts, and images.
- c. **Consistent Color Palette** – Use a consistent color palette and theme throughout the board.
- d. **Fabric Samples, Trims, and Embellishments** – Fabric samples must be included on the board and be appropriate for the design illustrated. Trims and embellishments that would be used on the garment/outfit should be included, if applicable to the design.
 - i. If the exact fabric swatch cannot be found, a “basic swatch” may be used to illustrate fabric type (denim, linen, etc.).
 - ii. Examples of trims and embellishments would be top stitching, piping, buttons, etc.
- e. **Balance** – The visual weight of the elements on the storyboard. Visual elements should be placed in a pleasing arrangement to fulfill a purpose or achieve a desired look and feel.

f. **Comprehensiveness** – Visual design can help to convey a message regarding your design. The colors, images, text, and symbols selected should enhance the story of your design.

g. **Originality of Design Illustration**– The focus of the storyboard contest is to display your original designs, not create knockoffs of designs that are already on the market. As the designer it is important to use your imagination and inspiration to create fresh and novel ideas. All design illustrations and flats should be the original work of the 4-H member. The design may be hand drawn or computer drawn. No “copying and pasting” from someone’s design as seen on the Internet, in a magazine, or other sources for the original design.

h. **Design Detail in Flats** – Should include at least one illustration and at least one flat. *Flats* – A flat sketch is a two-dimensional technical drawing which illustrates a garment with basic solid lines. It is like the “blueprint” of your design. The word “flat” refers to the way that they are drawn: imagine the item is lying flat on a table so that you are viewing all details from either the front or the back.




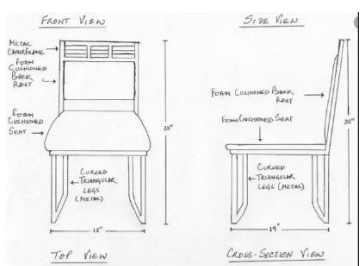

i. **Titles/Labels** – The title for each storyboard must be: **Reinventing Fashion with History** **Additional labels may be added to the board as needed to provide details as related to the overall design of the board.** A subtitle **may** be used for a more personalized name of the design. Labels may be included to enhance the storyboard or to clarify a point, but they will not be required.

j. **Design Brief** – Storyboards should follow the design brief and category descriptions.

k. **Completeness** – Storyboard follows the contest guidelines and includes an illustration, flat and inspiration pieces.

l. **Image credit** – List the photo credits for the pictures used in the storyboard. These will be included on the storyboard label.

www.fashion-templates.com/technical-drawings.html

Flats	Illustrations
<p>Wearable</p> <p>www.mjvale.com</p>	<p>https://www.pngfuel.com/free-png/xecii</p> 
<p>Jewelry – flats need to include the technical aspects of a piece of jewelry including clasps, crimp beads, cord or wire, jump rings, etc.</p> <p>http://www.efi-costarica.com/furniture-anatomy.html</p>	 <p>https://www.vectorstock.com/royalty-free-vector/woman-with-jewelry-vector-13206872</p>
<p>Accessory – flats need to include the technical aspects of the accessory including zippers, rings, buckles, closures, clasps, etc.</p> <p>https://www.deviantart.com/marcusstratus/art/Shadow-Wulfe13-bag-sketches-211405584</p>	<p>https://carlapott.com/handBags</p> 
<p>Home Décor and Home Furnishing – can include details on construction materials and dimensions.</p>  <p>https://designartfactproject.weebly.com/week-2/assignment-23-visual-expression-ii</p>	 <p>https://www.dreamstime.com/vector-furniture-illustration-mid-century-modern-interior-design-armchair-sketch-hand-drawn-chair-image133798466</p>

D8 4-H FASHION STORYBOARD

Fashion Storyboard Label

This information should be saved and uploaded with your digital storyboard. Acceptable file formats are pdf and doc/docx files.

4-H FASHION STORYBOARD LABEL 

Age Division *(please check one)*: Junior Intermediate Senior

Category *(please check one)*: Wearable Accessory Jewelry Home Furnishings Pet Clothing Home Décor

District: 8

County: _____

Name: _____

Birthday: _____

School Grade *(as of 8/31/18)*: _____

I do hereby consent and agree that Texas A&M AgriLife Extension Service, Texas 4-H Youth Development Program staff have permission to take photographs and/or record video and/or audio of me and/or my property and to use these for 4-H Youth Development educational, promotional, and/or marketing materials. I further do hereby give the right to exhibit any such works publicly or privately, including posting on the Texas 4-H Youth Development Program website. I waive any rights, claims, or interests I may have to control the use of my identity, the identity of the subject(s), or likeness in the photographs, video, or audio and agree that any uses described herein may be made without compensation or additional consideration. I represent that I have read and understand the foregoing statement, and I am competent to execute this agreement.

I have read and understand the foregoing statement, and I am competent to execute this agreement.

Name *(please print)*: _____

Signature: _____ Date: _____

Parent/Guardian Name *(please print)*: _____

Signature: _____ Date: _____

Agent Name: _____

Agent Signature: _____

Originality of Design

In 100 words or less, answer the following prompt in regard to originality:
Where did you get the idea for your design? What was your inspiration? What makes your design different from others on the market?

D8 4-H FASHION STORYBOARD

Fashion Storyboard Score Sheet

Fashion Storyboard Materials:

Can be found online at:

<https://texas4-h.tamu.edu/projects/fashion-interior-design/>

Fashion Storyboard Label:

http://texas4-h.tamu.edu/wp-content/uploads/fashion_storyboard_label_2021.pdf

Fashion Storyboard Score Sheet direct link:

http://texas4-h.tamu.edu/wp-content/uploads/fashion_storyboard_score_sheet_2021.pdf

D8 4-H DUDS TO DAZZLE

General Rules & Guidelines

OVERVIEW

In the Texas 4-H Youth Development Program, 4-H members participate in the 4-H Fashion & Interior Design project to become knowledgeable in a multitude of concentrated skills including, but not limited to, design, construction and consumer buying. The Texas 4-H Duds to Dazzle qualifying competition has taken another step in expanding the learning experience by “going green” through the introduction of eco-fashion.

OBJECTIVES

- Allow participants to exhibit knowledge and skills gained through their 4-H Fashion & Interior Design project by designing, constructing, and presenting a finished product.
- Allow participants learning opportunities.
- Promote teamwork.
- Help 4-H members gain experience in public speaking.
- Provide leadership opportunities for young people.
- Assist youth in gaining an appreciation for recycling textiles so that they do not end up in the waste stream.

ELIGIBILITY REQUIREMENTS

1. **Membership.** Participants must be 4-H members currently enrolled in a Texas 4-H and Youth Development county program and actively participating in the Fashion & Interior Design project.

2. **Age Divisions.** Age divisions are determined by a participant’s grade as of August 31, 2020 as follows:

<u>Division</u>	<u>Grades</u>	
Junior/Intermediate	3*, 4, 5, 6, 7, or 8	<i>*Must be at least 8 years old</i>
Senior	9, 10, 11, or 12*	<i>*Must not be older than 18 years old</i>

3. **Teams per county.** There is no limit to the number of teams per county.

4. **Members per team.** Each team will have at least three and no more than five members. Teams may not include members in different age divisions. See rule #2.

5. **Substitution of team members.** Substitution of team members should be made only if necessary. Only the same number of 4-H members qualifying at the county level will be eligible to participate at the district level. No more than two team members may be substituted, up to the day of the competition.

6. **Design categories.** There will be three categories in each age division: Wearable, Accessory/Jewelry, and Non-wearable. Teams will be randomly assigned to a category, but assignments will not be announced until check-in on the day of the contest.

- a. Wearable is clothing that is suitable to be worn by people or pets. Ex: shirt, coat, vest, dress, costume, leggings, swimsuit cover, etc.
- b. Accessory/Jewelry is an article or set of articles that can be added to an outfit to make it more useful, versatile, or attractive. Ex: earrings, purse, scarf, headband, apron, hat, belt, necklace, etc.
- c. Non-wearable is an item that is not suitable to be worn by people or pets. Ex: pillow, towel, jewelry pouch, cellphone or iPad case, stuffed animal, doll clothes, Christmas stocking, etc.

7. **Attire.** Each team will have the option to wear coordinating clothing appropriate for construction and the team presentation. A team name is acceptable.
8. **Resource materials provided at contest.** A *Planning and Presentation Worksheet* will be provided for each team at the contest. No other resource materials will be allowed. The following resources are available for team to use in preparation for competition: *Unraveling the Mystery of Design Elements and Principles in Clothing, Laundry on Your Own, Hand Stitching, Pricing Tips and Tricks, Safety Guide, Simple Seaming Techniques.*
9. **Sewing kit.** Each team must supply their own equipment for the competition. A team can choose not to include a listed item, but no additional item can be added. Kits can be checked by contest officials. Any extra equipment will be confiscated, and the team may be disqualified.
10. **Awards.** The top five high scoring teams in each category and age division will be recognized with awards during the awards program.

D8 4-H DUDS TO DAZZLE

Sewing Kit

Each team will bring a sewing kit containing only one each of the following items, unless a different quantity is noted. A team can choose not to include a listed item, but no additional item can be added. A team may organize their kit by utilizing a storage container of choice.

- | | |
|--|---|
| 1" foam paint brush (max. of 3) | 1" hook and eye closer |
| 3" x 5" or 4" x 6" note cards (1 pkg.) | 3-in-1 beading tool |
| Bobbins | Calculator |
| Clear gridded ruler | E-6000 glue adhesive |
| Elastic (1/2" and 1", 1 pkg. each) | Extension cord |
| Fabric markers (box of 10 or less) | Fabric marking pens/pencils (max. of 2) |
| Water bottle (max. of 16 oz.) | First aid kit |
| Storage bags - Gallon/quart (1 box each) | Hand sewing needles (assortment) |
| Hot glue gun & glue sticks (1 pkg.) | Iron |
| Manual pencil sharpener | Mod podge (max. of 16 oz.) |
| No-sew adhesive tape (max. of 10 yds.) | Paper plates (max. 25) |
| Paper towels (1 roll) | Pencils/pens (max. 5 each) |
| Pin cushion | Power strip |
| Presser feet (max. of 5) | Rotary cutter (with blade cover) |
| Rotary cutter gloves (1 pair) | Safety pins (1 pkg. assortment) |
| Seam gauge | Seam ripper (max. 5) |
| Self-adhesive Velcro fastener (1 pkg.) | Self-healing cutting mat |
| Sewing machine (standard, no Serger) | Sewing machine manual |
| Sewing machine needles (variety) | Sew-on Velcro fastener (1 pkg.) |
| Shears/scissors (max. of 5) | Sketchbook |
| Straight Pins (1 package) | Tabletop ironing mat or board |
| Tape measure (max. 5) | Thimble (max. of 5) |
| Thread (max. of 12 spools) | Timer or stopwatch |
| Trash bags (1 box of 13-gal.) | |

D8 4-H DUDS TO DAZZLE

Rules of Play

1. **Check-in.** Teams will report to the designated location for check-in.
2. **Orientation.** An orientation will be provided for all participants.
3. **Stations.** Each team will be directed to a construction station. There will be collections of materials at each station, but no pattern. The materials must be used to represent a constructed item from one of the following categories: Wearable, Accessory/Jewelry, or Non-wearable.
4. **Electronic Devices.** No electronic devices or jewelry (except for medically required) is allowed in the contest. This includes cell phones, smart watches or other communication devices
5. **Resources and Instructions.** A textile, worksheet, and any necessary additional instructions will be located at each station to assist the team.
6. **Time.** Each team will have 60 minutes to construct an item, plan a presentation, and clean up the construction area.
7. **Participants only.** Only participants and contest officials will be allowed in construction areas.
8. **Equipment.** Teams that may experience any equipment malfunction(s) may not replace the equipment with supplies from another team, leaders, volunteers, county Extension agents, or contest officials. Instead, team members must work together and be creative in completing construction without the malfunctioning equipment.
9. **Construction:** Each team will be provided with a startup textile item(s) for their assigned category and will create a garment/item using them. Each category may be provided the same textile, or each may receive a separate original item. *Clarification: at contest, all teams competing in Wearable may receive a men's button-down dress shirt; each team competing in Accessory/Jewelry get 5 silk neck ties; and the teams entered in the Non-wearable category are given table runners. Or, every team competing in Duds to Dazzle is provided with an adult-sized t-shirt to refurbish. The choice is at the discretion of the contest officials.*
10. **Design and Development.** Teams are challenged with being creative in developing an original product with the materials provided.
 - a. Teams must incorporate each material into the product. However, teams may determine the exact amount of each material to use, keeping in mind that a minimum of 50% of the final product must include the initial material(s). *Clarification: if the category is Accessory/Jewelry, and the team is provided a cloth shower curtain as the original item to be refurbished, they do not have to use 50% of the shower curtain. If you choose to make a purse from the shower curtain, you do not need to use 50% of the shower curtain; however, a minimum of 50% of the finished purse must be comprised of the curtain.*
 - b. Teams will have access to a "closet" of additional materials that may be incorporated into their products. The number of additional materials a team may get will be determined by contest officials and announced during participant orientation.

- c. The sketch book, note cards, and the Duds to Dazzle Clothing & Textile Competition Worksheet may be used to prepare for construction of the item and the team's presentation. Teams should be exact on materials utilized, construction steps, techniques used, etc.
11. **Presentation.** When time is called, each team will present their item, according to the criteria on the score card, to a panel of at least two judges. A team can display the final product to the judges as they choose: model, hold, or place on the table.
- a. All team members must participate in the presentation, with at least three of them having a speaking role.
 - b. Judging time will include:
 - i. 5 minutes for the presentation
 - ii. 3 minutes for judges' questions
 - iii. 4 minutes between team presentations for judges to score and write comments
 - c. Teams are allowed the use of note cards during the presentation but should not read from them, as this minimizes the effectiveness of their communication.
 - d. Judges may ask teams questions that are not directly related to the item constructed during the contest. Instead, some questions may address the general knowledge gained through the 4-H members' fashion and interior design project learning experiences.
 - e. No talking or writing is allowed among any team members while waiting to give the team presentation. Team members caught talking and/or writing will receive a warning. The second time, the team will be disqualified and asked to leave the contest facility. Team members should not have pens or pencils in their possession while waiting to give their presentation.
12. **Clean-up.** Teams must clean up their construction areas. Clean-up time is included in the 60-minute construction allotment. Only "hot" items will be allowed to remain in the construction area, such as an iron or hot glue gun.
13. **Finished Product.** Teams will take their finished product with them and should plan to bring it forward during the award ceremony.
14. **Rankings.** Placing will be based on rankings of teams by judges. Judges' results are final.
15. **Awards Program.** An awards program will be held at the conclusion of the judging process.

D8 4-H DUDS TO DAZZLE

Competition Resources

In preparation for the Duds to Dazzle Fashion & Interior Design Competition, participants should not limit themselves to studying only the resources provided at the contest. Provided contest resources include:

- Duds to Dazzle EXPLORE Curriculum,
https://texas4-h.tamu.edu/wp-content/uploads/Explore_Clothing_DudstoDazzle.pdf
- Laundry on Your Own (L-5200),
https://texas4-h.tamu.edu/wp-content/uploads/DudsDazzle_Resource_Laundry_on_Your_Own_L-5200.pdf
- Unraveling the Mystery of Design Elements and Principles in Clothing (4H 313) – Iowa State University Extension, <http://www.extension.iastate.edu/publications/4h313.pdf>
- Hand Stitching (15.105). SEW-lotions Guidelines, Your Guide to Successful Sewing, https://texas4-h.tamu.edu/wp-content/uploads/DudsDazzle_Resource_Hand_Stitching_15.105_SEW-lotions_Guidelines_Your_Guide_to_Successful_Sewing.pdf
- Simple Seaming Techniques (11.110). SEW-lotions Guidelines, Your Guide to Successful Sewing, http://www.sewing.org/files/guidelines/11_110_simple_seaming_techniques.pdf
- Pricing Tips and Tricks,
https://texas4-h.tamu.edu/wp-content/uploads/DudsDazzle_Resource_Pricing_Tips_and_Tricks.pdf
- Safety Guide,
https://texas4-h.tamu.edu/wp-content/uploads/DudsDazzle_Resource_Safety_Guide.pdf

Additional information and resources regarding the Duds to Dazzle contest can be found on the Texas 4-H website at: <https://texas4-h.tamu.edu/projects/fashion-interior-design/>.

D8 4-H DUDS TO DAZZLE

Planning & Preparation Worksheet

Project Description (sketch or describe what your finished product will look like):

Construction (know the materials used and steps in the construction of the item):

Materials:

Steps:

Knowledge of general care of the textile used in the construction of the item (know what fiber is in the textile and how to clean it):

Fiber(s):

Care Instructions:

Safety Precautions (list personal safety precautions taken during the construction of the item):

Intended Purchaser and Purchase Location (who is the intended audience, and where they would buy the item):

Purchaser:

Purchase Location:

Estimated Selling Price (what would the retail cost be to purchase the item; explain):

Team Member Roles (list each team member and their tasks/responsibilities):

D8 4-H DUDS TO DAZZLE

Score Sheet

DUDS TO DAZZLE FASHION & INTERIOR DESIGN COMPETITION SCORECARD

Team Members:	County:	Category:	Age Division:
Criteria	Comments	Score	
1. Team Preparation – to be judged during the preparation portion of the contest.			
Preparation: Team members display a rational process for creating their final product. Tasks are completed resourcefully and in a logical order.		(10)	
Safety Precautions: Team members exhibit knowledge of how to use tools in the kit safely in the development of the constructed item.		(10)	
Teamwork: Cooperation, effectiveness, communication of team members, and efficient use of time including cleaning of work space.		(10)	
Use of Materials: Minimum of 50% of the final product made from the start up item or items provided. Utilization of the sewing closet. Innovative use of supplies.		(10)	
Construction: Appropriate technics used during construction. Materials and steps included.		(10)	
2. Team Presentation – to be judged during the presentation and question/answer portion of the contest.			
Intended Audience: Knowledge of the target audience for final product. Identify where the item would be sold.		(10)	
Pricing: Estimate retail price of the constructed item. Understanding of how the price is created.		(10)	
Fiber Characteristics and Care: Understanding of fiber characteristics and general care of the textile used in the constructed item.		(10)	
Overall Appearance: Level of skill performed, techniques utilized, enhancements made, design principles used, etc. Product fits assigned category.		(10)	
Presentation Skills: Overall effectiveness of communication skills (voice, poise, articulation), number of members presenting, etc.		(10)	
Additional comments:		Total Score	
		Judge's Initial	

D8 4-H DUDS TO DAZZLE

Possible Interview Questions

Use of Materials

- Discuss why you chose to create this item from your starting item or items. What other ideas were discussed?
- Describe the items that were selected from the supply closet and how they impact your final product.

Construction

- How did you decide which methods to use in constructing this item?
- What skills did you learn while preparing for this contest?
- How will you use your construction skills after you graduate from the 4-H program?

Intended Audience

- How would you determine a target audience?
- How would you reach your target audience?

Pricing

- Describe how you determined the whole sale and resale sale prices of your item.
- What information is important to have to determine your whole sale and resale price?

Fiber Characteristics and Care

- Why is this fabric a good choice for your item? Describe fabric characteristics that make it suitable for the intended use of the item.
- How will you care for this item? Is there any additional cost to consider when caring for this item?
- What is the fiber content of your garment? Describe two qualities of each fiber. If you don't know the fiber content, what would be some ways to determine the fiber?

Preparation

- Describe the process for creating your item.
- Describe what went well during the creation of the item and what didn't go so well.
- Describe what you would do differently if you were to create this item again.

Safety

- What do you think is the most important safety rule during the Duds to Dazzle contest?
- Why do you think it is important to understand how to safely use all of the tools in the supply kit?

Teamwork

- What have you learned during the Duds to Dazzle contest that will help you in the future when working in a group?
- What skills do you have that make you a good team member?