

47th Annual




TEXAS A&M
AGRILIFE
EXTENSION

Texas 4-H

DOG SHOW

Rule Book



July 7 - 9, 2017
Bell County Expo Center
Belton, Texas

The members of Texas A&M AgriLife will provide equal opportunities in programs and activities, education, and employment to all persons regardless of race, color, sex, religion, national origin, age, disability, genetic information, veteran status, sexual orientation or gender identity and will strive to achieve full and equal employment opportunity throughout Texas A&M AgriLife.

Important Dates to Remember	2
Schedule of Events	2
Dog Validation.....	3
Judge Recruitment	3
Entry Fees	3
Entries Due	3
Entering the Texas 4-H Dog Show	4
Lodging Information	4
Show/Check-in and Registration	4
Control of Dogs	4
Waste Management	4
County Set-Up	4
T-Shirts	4
Concessions.....	4
Opening Ceremonies.....	4
Specialty Awards.....	5
Something Special.....	5
Texas 4-H Dog Project Leaders Meeting	5
Rabies Certificates	5
Health Certificates	6
General Rules and Guidelines.....	6
Tricks.....	9
Costume.....	10
Drill Team	11
Conformation	11
Showmanship	12
Obedience	14
Rally	19
Agility	21
Foster/Family Dog Competition Rules	30
4-H Treibball Rules.....	31
Texas 4-H Dog Show Dress Requirement	32
Agility Affidavit.....	32
4-H Dog Agility Release Form	33
Texas 4-H Dog Show Photography Contest	34
Event Progression Rules - Quick Reference 2017.....	36

For more information or questions about the Texas 4-H Dog Show contact:

Michelle Mihalek
County Extension Agent - 4-H and Youth Development
Montgomery County
9020 Airport Rd.
Conroe, Texas 77303
(936) 539 - 7823
mmmihalek@ag.tamu.edu

IMPORTANT DATES TO REMEMBER

January 10, 2017	Dog Project Validation due to County Extension Office
May 8, 2017	Regular Dog Show Registration closes on 4-H CONNECT
May 9, 2017 to May 15, 2017	4-H CONNECT open for Late registration \$50 late registration fee. County set deadline - All Agility Release forms due to County Office
County Set Deadline	Agility Release forms due to County Extension Office
May 22, 2017	Agility Release Forms due from County Extension Office to Texas 4-H Dog Show c/o Michelle Mihalek. All photos for photography contest uploaded into 4-H CONNECT
Friday, July 7 to Sunday, July 9, 2017	TEXAS 4-H DOG SHOW in Belton, Texas at Bell County Expo.

SHOW SCHEDULE OF EVENTS

Tentative Schedule : July 7-9, 2017

Friday, July 7, 2017

7:00 a.m. to 8:00 a.m. Registration for Agility ONLY

8:30 a.m. Agility
Jumpers
Standard

(Agility schedule is subject to change depending on number of entries. There may be a need to start earlier.)

9:30 a.m. to 4:00 p.m. Registration Open

9:30 a.m. Begin County Set up

1:00 – 2:00 p.m. Dog Project Volunteer Meeting

2:00 – 3:00 p.m. Opening Ceremony

3:00 p.m. Tricks (No age divisions.)

Costume
Drill Practice**Saturday, July 8, 2017**

7:30 a.m. to Noon Registration Open

8:00 a.m. Judges Orientation

8:30 a.m. Stewards Orientation

9:00 a.m. Rally

15 minute demonstration of Nosework

Obedience (Sits & Downs immediately following the class)

15 minute demonstration of Barnhunt

Drill

9:00 a.m. to 4:00 p.m. Canine Good Citizenship Testing

Sunday, July 9, 2017

7:30 a.m. Church Service

7:30 to 8:00 a.m. Registration Open

8:00 a.m. Judges Orientation

8:30 a.m. Stewards Orientation

9:00 a.m. Conformation

Showmanship

Presentation of High Point and Special Awards

DOG VALIDATION

To be eligible for the State 4-H Dog Show all dogs must be validated through 4-H CONNECT by January 10th of the current year. Detailed instructions are available on the Texas 4-H Dog Show web page <http://texas4-h.tamu.edu/dogshow>

JUDGE RECRUITMENT

Any 4-H Dog Project member, parent, project leader or County Extension Agent may recruit and nominate judges for the Texas 4-H Dog Show. To do so, complete the Judge Recruitment Form available on the Texas 4-H Dog Show website listed above. This form must be completed and returned to Michelle Mihalek prior to March 1st for the nominee to be considered.

ENTRY FEES

- \$5.00 registration fee per exhibitor
- \$10.00 per entry per dog per class
- \$10.00 per Drill Team Member (Drill Team entry)
- \$3.00 per entry/per photo
- \$5.00 Exhibition Classes

ENTRIES DUE

There are TWO closing dates for this show. Entries are taken online, only. Instructions for online entry are on the Texas 4-H and Youth Development website: <http://texas4-h.tamu.edu>. If you do not have access to the Internet, your Extension office will be glad to give you access. All entries will be completed online, no exceptions. Agility Affidavits must to be turned in to your County Extension Office by your county set deadline.

Regular Registration Deadline: May 9, 2017

Late Registration Period: May 9 to May 15, 2017 (\$50 late fee)

All county/club checks and paperwork must be RECEIVED from the County Extension Office by the deadline in the Texas 4-H Youth Development Foundation Office. Any monies/agility affidavits, etc. not received by this date will result in the entry being canceled/declined. NO EXCEPTIONS!

County/Club checks are made payable to and mailed with Invoice to the:

Texas 4-H Office
2017 Texas 4-H Dog Show
1470 William D. Fitch Parkway
College Station, TX 77845

NO PERSONAL CHECKS OR MONEY ORDERS CAN BE ACCEPTED. PAYMENT MUST BE MADE BY DEBIT CARD, CREDIT CARD OR COUNTY/CLUB CHECKS.

During the entry process, each county must identify at least one parent or volunteer to assist with various duties during the show including ring stewards, posts, runners, etc. These show volunteers will be e-mailed an information packet before the show and will attend an orientation during the State 4-H Dog Show. They will also be provided meals and refreshments during the show along with other show management personnel.

AGILITY AFFIDAVITS

Send to:

Michelle Mihalek
County Extension Agent - 4-H and Youth Development
Montgomery County
9020 Airport Rd.
Conroe, Texas 77303

ENTERING THE 4-H DOG SHOW

This must be completed online at <http://texas4-h.tamu.edu>. Locate the link to 4-H CONNECT in the right hand menu "On-Line Enrollment/Event Registration". Entry Fees will NOT be refunded in the event that a competitor is not present, sick, or has a family emergency or if a dog is absent, disqualified, excused by Veterinarian or judge or barred from competition by action of the Board. No entry fees will be refunded if the Show cannot open or be completed by reason of riots, civil disturbances, fire, extreme and/or dangerous weather conditions, an Act of God, public emergency, act of public enemy, strikes or any other cause beyond the control of the State 4-H Dog Show Management Team.

LODGING INFORMATION

Lodging information is available at <http://texas4-h.tamu.edu/projects/dog-care-training/>

SHOW/CHECK-IN AND REGISTRATION

Bell County Expo
301 West Loop 121
Belton, Texas 76513

Check in at the back of Garth Arena

CONTROL OF DOGS

The Texas 4-H Dog Show committee requires that all dogs be under control of their handler at all times. Tying a dog to a chair does not qualify. Dogs must be in handler's possession, on lead, or contained within a crate. This is for your dog's safety as well as those participating in the show and/or guests visiting the show site. We know that you will help us keep a safe environment for all people and dogs concerned.

WASTE MANAGEMENT

We respectfully request that each county and handler bring sufficient cleaning supplies (paper towels, bags, etc.) for clean-up purposes in your area and any place you exercise your dog. All counties must clean up their area before they leave the show site. Counties not cleaning their area may be assessed a fee by the Texas 4-H Dog Show Management Team.

There will be designated relief areas for the dogs. You, as a dog owner, will need to clean-up after your dog(s) on concrete, grass, dirt or ANYWHERE they may relieve themselves. The Texas 4-H Dog Show Management Team thanks you for being a responsible dog owner by helping to keep these grounds clean. As a pet owner, it is the member's responsibility to make certain their dog has been exercised regularly during the day. Any dog that soils a ring will be disqualified and not considered for placing. There may be severe consequences for not cleaning up after your dog immediately including loss of points, removal of ribbons, and or disqualification.

COUNTY SET-UP

Counties may set-up their designated area on Friday morning. The building will be available at 9:30 a.m. Dogs may not be left overnight.

T-SHIRTS

Texas 4-H Dog Show t-shirts are available for purchase at the show through a 3rd party vendor.

CONCESSIONS

Concessions will be available:

OPENING CEREMONIES

An opening ceremony will be conducted at 2:00 p.m. on Friday. All 4-Hers and their dogs are welcome to participate in this event as a county group. If your group has a club flag, feel free to use this and wear your dog club shirts, if you have one. This is the time to show your county spirit!

County Dog Club Shirts MAY NOT be worn in regular classes!

SPECIALTY AWARDS

County Presentation

There will be grounds judges to judge the overall presentation of the group including set-up, display, cleanliness, sportsmanship, teamwork and ability to work well with others. Points will be deducted for any handler/county not cleaning up after their dog(s), indoors or outdoors. The judges will be asked for any input they feel necessary.

Sportsmanship-Individual

(Selected by the panel of judges based on observations)

High Point Handlers

Points will be determined on a one-dog one-handler team, using the point schedule listed on page 6, number 19. We will give an additional point for participation in each class. High point is determined by the one-dog, one-handler team. The highest 6 of the (9) categories will be considered for high point: (1) conformation, (2) costume, (3) drill, (4) showmanship, (5) obedience, (6) rally, (7) agility standard, (8) agility jumps with weaves and (9) tricks.

SOMETHING SPECIAL

Bell County will welcome you to the dog show site this year. Members of the group will be available to assist you with equipment, dogs and may provide light refreshment as you arrive on Friday. Address any questions you may have to this group. What they don't know – they will find out!

Montgomery County will provide the judges gifts this year.

All counties will assist with clean up of the facilities during and at the end of the show.

PROJECT LEADERS MEETING

Participants must be a parent of an exhibitor of the current show OR a registered leader (registered with your county as the Dog Project Leader). Dog Project Leaders will meet on Friday at 1:00 p.m. We will discuss any needs that you might have; make suggestions for improvement for the state show and make suggestions for educational activities, events, and programs that would strengthen the Texas 4-H dog program, to implement next year after consideration by the Dog Show Management Team.

We will also determine who will be the 2017 Welcome County, who will provide judges gifts, who will clean up after the show.

Should any parent/leader have an item to be discussed (business and/or rule changes) please send these to mmmihalek@ag.tamu.edu by July 1st.

The 4-H Dog Project is a unique project in teaching youth complete responsibility for the care and training of a dog. A dog is a loving, giving animal and can be many things: companion, playmate, hunter or watchdog. This makes this project worthwhile. 4-H members can also develop sportsmanship, cooperation, decision making abilities and public speaking skills through participation in demonstrations, tours, judging and exhibiting.

RABIES CERTIFICATES

Proof of Rabies Shots must be carried with you at all times when traveling with your dog in Texas. Tags or a receipt will not substitute for the Rabies certificate. If your veterinarian does not use current forms, the documentation must include:

- Vet signature
- Vet license number
- Name, brand, and lot number of drug used
- States: Rabies Certificate
- Date given

HEALTH CERTIFICATES

Certificate of Veterinarian Inspection or Health Certificates within 10 days of the State 4-H Dog Show will be required at check in. You MUST also have a copy of your Rabies Certificate with you to check in.

NOTE: The average cost of a health certificate is \$50 with some as high as \$75. In the time this process has been in place, we have heard the following successful procedures to address this cost.

1. Use your regular vet. They have a relationship with you and your dog that may help this process be easier and less costly. (One family got theirs for free)
2. Make sure the veterinarian knows this is only for travel in Texas and you will not be leaving the state, or flying on an airplane. (Out of state health certificate is MUCH more expensive)
3. Bargain as a group. Part of the cost is the office visit. See if they will make arrangements to see the whole group of dogs at one time for a reduced fee. (One county gets theirs at \$20 each this way)
4. Ask a veterinarian to come to your project meeting to do the certificates as a group. Save them the cost of office facilities and staff.
5. Call around to find out the prevailing cost in your area. Go to the cheapest one, or let your vet know the lowest you found.
6. Don't wait until the last minute to do the bargaining. You can't get the papers earlier than 10 days before the show, but start talking to them and making arrangement early in the year.
7. Have a special fund raiser to raise money specifically for this cost.
8. Offer to donate volunteer time to the clinic in return for the health certificate.
9. Beginning in January put away \$2 a week to save up for the health certificate.

GENERAL RULES AND GUIDELINES

In case of a conflict, individual class rules will supersede general rules

1. Any youth may become a member of 4-H when he or she has reached 8 years of age and in the third grade (third grade defined as the first day of class). A youth's eligibility for membership will expire on August 31st of the calendar year in which the member graduates from 12th grade or 18th birthday occurs.
2. For purposes of classification into the following age divisions, all 4-H members' grades and age are determined as of the current 4-H year, age is of August 31st.
 Junior: 3rd through 5th Grade
 Intermediate: 6th through 8th Grade
 Senior: 9th through 12th but not 18 years old
 (Clover Kids are not eligible for any portion of the show. They should be recognized at county level.)
3. No 4-H member shall enter this show who handles, shows and/or works with dogs owned by other people for compensation.
 Dogs entered in the show must have been owned by the exhibitor or his or her immediate family (includes: sister, brother, parents or grandparents and corresponding step and half relationships) or co-owned with another individual(s). Dogs must be in the exhibitor's possession and under their daily care for at least six (6) months prior to the show.
 - All dogs you will consider showing MUST be validated on 4-H CONNECT by January 10. Instructions are posted on the State 4-H Dog Show webpage.
 - In the event of loss (death or otherwise) of the original project animal written approval of such animal replacement must be obtained from the management team to show another validated dog. Must be owned for at least 6 months. An exception for the Validation requirement will be made ONLY for Drill Team and must go through the approval process.
 Send written requests to:
 Dr. Chris Boleman
 P.O. Box 11020
 College Station, Tx 77842-1020
 - Dog must be over 6 months of age.
 - Whether owned by the family or co-owned with another individual, the dog must be in the exhibitor's possession, under their daily care and have been trained by the 4-H member exhibiting the dog.
4. Siblings may show the same dog in different events. i.e. One child in Rally and the other child in Tricks.
5. Certificate of Veterinarian Inspection within 10 days and your Rabies Vaccination Certificate are required upon check in at the State 4-H Dog Show. State Extension Veterinarian recommends the following

additional vaccinations for the health of your dog:

- Distemper - all puppies should receive a 1-year booster vaccination 1 year after completion of the initial puppy series, regardless of the product used. Following this vaccination, revaccination is recommended at intervals of every 3 years.
 - Adenovirus (Infectious Hepatitis) - all puppies should receive a 1-year booster vaccination 1 year after completion of the initial puppy series, regardless of the product used. Following this vaccination, revaccination is recommended at intervals of every 3 years.
 - Leptospira interrogans (Lepto) - Lepto is a disease that is on the rise and is transmitted to dogs by drinking from ground water contaminated with the urine of wild animals, such as possum, raccoon, etc., which are found everywhere, not just in rural areas.
 - Parvovirus - all puppies should receive a 1-year booster vaccination 1 year after completion of the initial puppy series, regardless of the product used. Following this vaccination, revaccination is recommended at intervals of every 3 years.
 - Bordetella - annually or more often in high risk dogs (show dogs are considered high risk).
 - Heartworm - a negative test or preventative care record must be documented.
 - Texas state law requires Certificates that rabies vaccinations must be administered by a veterinarian. Photocopy of rabies vaccination certificate must be carried with you at all times and must be presented at check in with your health certificate.
 - Rabies Vaccination administered by an individual is not legal nor is it valid within the state of Texas.
 - ANY dog entering the building MUST have Certificate of Veterinary Inspection within 10 days of the State 4-H Dog Show at check in.
6. Parents or adult leaders may not assist 4-H members inside the show ring. This includes any competition ring, costume contest, drill, obedience, conformation, etc. Assistance is considered physically going into a ring, verbal and non-verbal coaching or instruction from outside the ring, verbal or hand signals to a dog and anything else that may be perceived to be double handling or coaching a 4-H member or dog during competition. Stewards will give a verbal warning and then notify the show management. Appropriate action will be taken up to and including removal from grounds. Youth with any physical/mental disabilities that require assistance from others will need to notify the Texas 4-H Dog Show Management Team at entry time so appropriate arrangements can be made.
 7. Exhibitors must be involved in the grooming of their dog(s).
 8. Unless otherwise stated collar should be buckle or slip collar with a 6 foot leash. Training collars, pinch collars, electronic collars, head halters, are not permitted.
 9. All dogs must be on a leash (excluding competition) and under control at all times.
 - 10. NEW:** Treats are not allowed in most events. Exception: Conformation and Showmanship. Treats are allowed in Tricks for all but the "Dance" trick, however, performance may be discounted if treats are used
 11. Disruptive and vicious dogs will be dismissed as will any exhibitor using excessive and/or physical corrections. NO EXCEPTIONS!
 12. If you have trouble controlling your dog, please talk to the judge or feel free to dismiss yourself out of respect for the other competitors.
 13. As a pet owner, it is the member's responsibility to make certain their dog has been exercised regularly during the day. Any dog that soils a ring will be disqualified and not considered for placing.
 14. Females in season or having recently whelped may not show except in Conformation.
 15. Spayed and neutered dogs may be shown without judging discriminations.
 16. Physically disabled dogs may be shown in any class. It is at the judge's discretion to allow a dog to show. The judge's decision is final.
 17. No dog will be allowed who's current pain level is obviously intolerable. This is also the judge's decision.
 18. Dogs must be clean and well groomed. No obvious signs of skin issues i.e. mange, lice, etc. will be allowed.
 19. Judging of classes will be done in accordance with AKC Rules as written; however, specific Texas State 4-H Dog Show Rules will supersede AKC rules.
 20. All titles dog(s) have received up to time of entry will determine the breed class, rally, or obedience class entered. Titles received from AKC, SKC, UKC, or any recognized breed organizations apply. Example: AKC, or other recognized show points, or Champion titled dog, must enter Specials Class: AKC or other recognized obedience title of CD must enter Graduate Novice, Open or Utility.
 21. Definition of Events (Score sheets with additional information will be available on the State Dog Show web page.)
 - **PHOTOGRAPHY:** An opportunity for exhibitors to showcase their activities throughout the year and enter dog related photographs for competition. See Pages 34 for categories and details. No age divisions.
 - **COSTUME:** A fun class for exhibitors and dogs to get used to the show ring and visit with judges in a less

formal setting. See Page 10 for details and guidelines. It is divided into age divisions.

- **DRILL:** Traditional and Freestyle are obedience commands choreographed to music. Teams are evaluated on their ability to work together, that all obedience skills are demonstrated, and the performance overall. See Page 11 for details. No age divisions
- **CONFORMATION:** The dog is judged based on breed standards taking structural correctness, appearance, gaiting ability and other physical characteristics into consideration. See Page 11 for details. Conformation is divided in group classes with no age divisions.
- **SHOWMANSHIP:** The exhibitor is judged on their ability to handle a dog. The fine points of the dog do not count. The prime objective for the competitor is to demonstrate his or her ability in showing the dog to its best advantage. Throughout the various ring procedures and examinations, the competitor must strive to make his or her dog the most appealing. The member must demonstrate that they know the dog's faults and have learned to minimize them. Because it is the handling abilities of the contestants rather than the dogs that are being judged, Showmanship classes often take longer to judge. See Page 12 for details. Showmanship is divided into skill levels and age divisions.
- **OBEDIENCE:** Obedience trials test a dog's ability to perform a prescribed set of exercises on which it is scored. All contestants in a class are required to perform the same exercises in substantially the same way so that the relative quality of the various performances may be compared and scored. The performance of dog and handler in the ring must be accurate and correct according to the Obedience Regulations. It is also essential that the dog demonstrate willingness and enjoyment while it is working and that a smooth and natural handler be given precedence over a handler moving with military precision and using harsh commands. See Pages 14 for details. Obedience is divided into skill levels and age divisions.
- **RALLY:** Rally is a type of obedience class in which the dog and handler complete a course that has been designed by the Rally judge. The judge tells the handler to begin and the dog and handler proceed at their own pace through a course of designated stations (10-20 depending on the level). Each of these stations has a sign providing instructions regarding the next skill that is to be performed. Scoring is not as rigorous as formal obedience. See Pages 19 for details. Rally is divided into skill levels and age divisions.
- **AGILITY:** Patterned after equestrian show jumping, dog agility combines the elements of a dog's agility, briskness, confidence, and a handler's control over an obstacle course designed for dogs. Jumpers without and with weaves is only jumps, tunnels and weaves (for advanced competitors). Standard Agility is similar to jumpers, but also includes contact obstacles such as A-Frame and Dog Walk. It is a fun sport with great spectator appeal. See Page 21 for details. Agility is divided into skill levels. It is run on jump heights and awards are given in age divisions.
- **TRICKS:** An opportunity for exhibitors to show off their training ability in a fun way. The trick class will be judged on the performance of the dog, the training ability of the handler, and the unique and creative nature of the trick. Four tricks are selected from the Official Tricks List. Points awarded based on the successful completion of the trick. All ages compete together unless number of entries warrants splitting age divisions. See Pages 9 for details. Tricks is not divided into skill levels or age divisions.
- **EXHIBITION EVENT: TREIBBALL** - This new sport is best described as a game of soccer with training concepts around herding. The goal is to have your dog push (herd) large exercise balls into a net or through a goal. It's urban herding. See details on page 31 Treibball will not be divided into age divisions.
- **FOSTER/FAMILY DOG:** In an effort to promote and encourage fostering and training shelter dogs to make them more adoptable, a new program has been created. Entries in this program do not have to meet the validation requirements. They may participate in Costume, Tricks, Canine Good Citizenship, Rally and Obedience. See page 30 for details. Foster/Family dog will follow skill levels and age divisions of the event they enter. There will be no skill level or age division for CGC.

22. Explanation of Points:

All classes (including optional classes) will be awarded points according to the point system.

Point System

First Place:

11 points and each lesser placement reduce points by one. (i.e. second place = 10 points, etc.)

Best Junior Handler, Best in Show Purebred, Best in Show Non-Purebred and High in Trial Obedience, High in Trial Rally and High in Trial Agility will be given to one high score individual regardless of age. High in Trial Agility will be the lowest score of Standard and Jumper Agility added together. (5 points)

Point for Participation. (1 point)

One High Point Overall will be given to one dog/handler team per age division based on the previous point

system.

Points for non-qualifying obedience and/or Rally scores will not count towards High Point

Qualifying Obedience Scores (using AKC scoring):

Pre-Novice, Novice, 4-H Graduate Novice, AKC Graduate Novice, Open and Utility 170 out of 200

Rally 70 out of 100

The dog will receive maximum points of 6 if it is a single entry class.

23. Should an exhibitor be entered in the wrong class, he or she, may change that class as soon as the need is discovered prior to the beginning of said class. Class changes may not be made after class has begun.
24. A protest or grievance may be made against any handler/dog. It shall be made in writing and presented to a member of the show management team's designated grievance committee within fifteen minutes upon completion of class in which discrepancy occurred. Protest will not be valid if complainant waits until the end of the state show. A protest fee of \$50 CASH must accompany the written complaint. NO REFUNDS! Funds will be used to support future Texas 4-H Dog Shows (i.e. awards, expenses) at the management team's discretion.
 - A hearing shall be conducted immediately with all parties concerned and a finding will be rendered at once.
 - Decisions of the Committee, in conjunction with the State 4-H Youth Specialist, shall be final.
25. Willful and deliberate violation of the Rules of the Texas 4-H Dog Show will result in disciplinary action according to the Texas 4-H and Youth Development Consequences of Misbehavior that was completed upon registration for 4-H.
26. The Texas 4-H Dog Show Management Team also requests that parents/guardians/leaders not leave young people unattended.
27. The Texas 4-H Dog Show Management Team requires that the Dress Requirement be adhered to.
28. The Texas 4-H Dog Show Management Team reserves the right to ask anyone violating these rules to leave.
29. The Texas 4-H Dog Show Management Team reserves the right to remove from the grounds any exhibit, animal or entry that may be falsely entered, or deemed unsuitable, or objectionable, without assigning a reason therefore. All fees will be forfeited.
30. The Texas 4-H and Youth Development Program reserves the right to modify or change rule(s) for the purpose of clarification and/or understanding.

TRICKS

Trick class will be judged on the performance of the dog, the training ability of the youth handler, and the unique and creative nature of the trick. Four tricks are selected from the Official Tricks List. Points are awarded based on the successful completion of the trick. Handlers may use props and outside youth helpers; but helpers may not touch or handle dog. One handler and one dog are allowed per entry. All ages compete together unless the number of entries warrants splitting age divisions.

**Ties will be broken by percentage of points attempted.*

Treats may be used (with the exception of the Dance trick). However, the judge may discount the performance for the use of treats.

Dogs may perform up to four tricks within three minutes which must be on the approved 4-H tricks list. Successful completion of trick entered will earn maximum points. Judge's decision is final.

OFFICIAL TRICKS LIST AND POINT VALUE

- BANG. Moving dog must drop to the ground on verbal command "Bang" and cease all movement until released by verbal command. Dog may be moving at any speed and may fall promptly or crawl into mock death. Command may be repeated for dramatic purposes. Bang can only be done with hand or verbal command. No prop guns permitted. (Total Point Value – 13)
- BEG or SIT-UP. Any single trick that involves dog sitting up on haunches from standard sit command shall be considered one and the same trick. Dog may sit up and/or wave one or both paws, etc. (Total Point Value – 8)
- CATCH. This involves catching an inanimate object or treat from any position such as sit, stand or leap into air. Dog must be physically able to safely catch object thrown and must readily release item to handler. (Total Point Value – 7)
- CATCH and CARRY. Must catch a tossed or thrown item and go to directed location or return item to handler. Dog must readily release item on command. (Total Point Value – 8)
- COMMANDO. Variation of ROLL OVER. Dog must be moving at walk, trot or gallop. Upon command, dog drops, rolls, then gets up and continues to move onward. (Total Point Value – 12)

- CRIPPLED FISH. From standing position dog drops one front shoulder to ground and pushes itself forward with 3 usable legs, giving appearance of an injured fish. (Total Point Value – 20)
- DANCE. On command, dog will rise to hind legs and walk at least two steps. Ideally, dog will circle while walking on hind legs. No dog may be baited into dancing. (Total Point Value – Small dog (up to 55 pounds) 8, large dog (over 56 pounds) 17)
- HIGH FIVE GREETING. From sit or sit up command, dog must raise paw unassisted as though giving high-five sign or greeting. Paw contact with handler's upraised hand is optional. (Total Point Value – 6)
- HOLD AND CARRY. Handler places an uncommon inanimate object into dog's mouth for the dog to then carry a distance of at least 3 feet; i.e. a flag, egg basket or bouquet. Dog readily releases item on command. No animals (living or dead) or training devices may be carried as a trick. Common items such as ball, Frisbee, or food item will not be acceptable for use in this trick. Dog may carry item with or without handler alongside. May carry item from one directed location to another to another, if handler desires. (Total Point Value – 15)
- KISS. May be executed from a sit, sit up, or dance position. Dog licks its owner's face. (Total Point Value – 5)
- LEAP THROUGH HOOP. Fixed hoop must be stabilized so as not to fall. Hoop may be held by assistant (who in no way cues dog), or it may be held by handler. (Total Point Value – 15)
- ON TRUST. May be executed from prone, sit, sit-up or dance position. Place treat on dog's nose or between nose and eyes. Dog remains steady until given release to eat treat. Dog will snap treat before hitting ground. (Total Value – 17)
- PRAY. May be executed from a sit, sit up, prone or dance position. Dog covers its muzzle and/or eyes with both front paws until released by verbal command. (Total Point Value – 14)
- PUSH WITH NOSE. Dog is directed to push or roll an inanimate object, such as a beach ball. (Total Point Value – 14)
- PUSH WITH PAWS. (An 8" x 10" plywood board may be necessary as the arena is soft dirt.) Trick involves a child's baby buggy or other inanimate object that may be readily pushed by dog on its hind legs. Suggested minimal costuming for dog is an apron or party hat. (Total Point Value – 19)
- ROLL OVER. Dog may be commanded through sit to down and into command of roll over. Owner may not squat in front of dog. (Total Point Value – 10)
- SHAKE HAND WITH PAW. From the sit command, dog must raise paw unassisted and place it in outstretched hand of handler. (Total Point Value – 5)
- SLEEP or DEAD DOG. Dog may be commanded through the sit to the down and into any prone position such as laying on side or on back with feet in the air. (Total Point Value – 12)
- VOCABULARY. Dog may demonstrate its understanding of a vocabulary beyond standard obedience and competition and/or hunting commands. Ex: handler may bring props such as feed sacks, sturdily mounted post representing a tree, and tub of water. Handler uses the word "Mouse" and dog pounces on sack as though trying to catch a hidden mouse. At the word "Squirrel", dog places its paws on mock tree and looks upward. At the word "Fish" the dog will look or leap into the tub of water. Commands will in no way resemble standard command of retrieval, but rather, indicate dog's understanding of uncommon words. At word "Bye-bye" dog might leap into a child-size car, wagon, or other mock vehicle of transportation. Use of boxes, crates, dog toys, sticks, rocks, and devices used to "kennel" dog are not acceptable. (Total Point Value – 15)
- SERPENTINE OR WEAVE WALK – The dog weaves between the handler's legs as the handler is moving. (Total Point Value – 17 *Judge may add points for extra effort)

COSTUME

- Classes will be divided into junior, intermediate and senior age groups.
- Costumes must be representative of 4-H youth, use your imagination. They should meet dress code requirements and not depict horror, alcohol, guns, tobacco, or be cruel in nature.
- Costumes/Props should be designed and constructed in part by exhibitor. Parental assistance with costume design is encouraged, particularly with the younger age exhibitors. In order to be fair to all costume exhibitors, it is recommended that costumes and props should be of your own design, and not be rented or borrowed from any business and/or organization.
- The exhibitor should be prepared to answer any question regarding the costume and/or prop or about your dog.
- Judging Criteria includes:
 - Creativity (20): Ability to produce or create (not purchase) something unique, new and original.
 - Showmanship (25): Stage personality, poise, confidence, expression, stage presence.
 - Costuming (25): Appropriate for age and youth audience, fits well and is flattering.
 - Material Chosen (15): Appropriate for audience and the ability of the performer.
 - Audience Appeal (15): Evokes reaction from audience that is desired from the performance.
- Limit 1 entry with up to 3 dogs per handler. Handler will receive one ribbon and each dog entered will

received the corresponding point value towards high point.

- Limit 1 exhibitor per Costume.
- Exhibitors can be in costume along with their dog(s).
- GENERAL RULE #6: Parents or adult leaders may not assist 4-H members inside the show ring. This includes any competition ring, costume contest, drill, obedience, conformation, etc. Assistance is considered physically going into a ring, verbal and non-verbal coaching or instruction from outside the ring, verbal or hand signals to a dog and anything else that may be perceived to be double handling or coaching a 4-H member or dog during competition. Stewards will give a verbal warning and then notify the show management. Appropriate action will be taken. Youth with any physical/mental disabilities that require assistance from others will need to notify the Texas 4-H Dog Show Management Team at entry time so appropriate arrangements can be made.

DRILL TEAM

- Both categories of the Drill Team must meet the following guidelines:
 - Bait will not be allowed.
 - Time limit of 5 minutes – a red flag will be visible at the one minute warning. Points will be deducted for going over time. Performances that run more than one minute overtime will be disqualified.
 - Drill performed to music.
 - Music must be in electronic multimedia format such as .swf, .wav, .mp3, .mp4, .mpg, wmv, or .avi.
- All obedience commands must be utilized, but do not have to be performed in the same manner as they would be in a formal obedience ring. 5 points will be taken off for each missed command.
 - Sit
 - Fast
 - Slow
 - Left Turn
 - Right Turn
 - About Turn
 - Sit Stay
 - Down Stay
 - Recall
 - Finish
 - Stand
- Limit 1 dog per handler.
- Each drill will be identified with a name. This helps in the online entry process.
- If an exhibitor decides to show on more than one drill, must be a different class.
- Points will count toward High Point.
- Freestyle will be broken into two classes – 1-3 members and 4 or more members. Categories are:
 - Traditional
 - Obedience skills to music
 - Club color shirts, any color
 - Shorts, slacks, or jeans that meet dress code requirements
 - No costumes
 - No Props
 - Minimum of 3 members
 - Freestyle
 - Costumes and props permitted following the same guidelines as the costume contest, as long as they meet dress code requirements.
 - No minimum number members
 - Individuals and teams have 4 minutes to set up props, 5 minutes for presentation and 4 minutes to remove props. Adults may assist only in set up and removal.
 - Performance will be evaluated 50% completing the exercises as well as 50% on talent, uniformity, creativity, showmanship, costuming, material chosen and audience appeal.

CONFORMATION

CONFORMATION CLASSES – LIMIT 3 DOGS PER EXHIBITOR

- Classes will be subdivided by breed within a class if there are more than 10 dogs of one breed.
- The top ten placing dogs of the individual breed will return to group class for final judging.

- First place winners will compete for the Best in Show in Conformation.
 - Exhibitors entering more than one dog in Conformation should make arrangements to be assisted by another exhibitor to resolve any conflicts.
 - Classes will be judged according to AKC standards. Purebred dogs must be shown in the appropriate purebred classes. Regardless of origin, if the dog shows purebred characteristics it MUST show in the purebred class whether or not they are registered through AKC, UKC, or any other organization. If non-purebred, please list the dominant breed or breeds. Non-Purebred classes will be judged according to the predominant breed characteristics and first place winners will compete for Best Non-Purebred in Show.
 - PUREBRED DOGS: Breed disqualifications will not apply, but will be considered as serious faults.
 - SPORTING BREEDS
 - HOUND BREEDS
 - WORKING BREEDS
 - TERRIER BREEDS
 - TOY BREEDS
 - NON-SPORTING BREEDS
 - HERDING BREEDS
 - MISCELLANEOUS BREEDS: This class is available for all pure breeds that are not currently recognized by the AKC.
 - SPECIALS: Any dog having received any (AKC, Breed Club, SKC, etc.) points, champion title or having won best in show at a previous State 4-H Dog show must be entered in Specials Class.
 - NON-PUREBRED DOGS 25 POUNDS AND UNDER
 - NON-PUREBRED DOGS 26 TO 54
 - NON-PUREBRED DOGS 55 POUNDS AND OVER
 - NON-PUREBRED DOGS SPECIAL: Any dog having won Best Non-Purebred in Show at a previous State 4-H Dog Show must be entered in this class.
 - BEST IN SHOW PUREBRED*: First place winners in pure-bred classes will compete for the Best in Show in Conformation Award.
 - BEST IN SHOW NON-PUREBRED*: First place winners in non-purebred classes will compete for the Best In Show Non-Purebred Award in Conformation.
 - VETERAN CLASSES. A non-regular but competitive class for dogs at least 7 years old, designed to honor those dogs who have maintained their structural integrity, health, vigor and love of showing into their golden years. In veterans, gray hair, missing teeth, or old eyes are not faults.
 - The age on the Health Certificate and/or validation will verify the eligibility.
 - There will be separate classes for Purebred and Non-Purebred and will be treated as another group in each division. The winner will advance to Best In Show and will have to move to Specials if they win Best in Show.
- *Exception: when the dog turn 7, it may show in Veteran. If it wins Veterans they must move back to Best in Show.**

SHOWMANSHIP

Showmanship Classes - Limit 1 dog per exhibitor

- Showmanship is a competition in which young people are judged on their ability to handle a dog.
- The three basic handling skills that will be judged in Showmanship are:
 - Gait their dogs together around the ring.
 - Stand their dog for examination (or stack).
 - Gait their dogs individually.
- Members may be tested on other handling skills such as gaiting in pattern (see Figure 1), posing the dog in a line parallel to other dogs, or gaiting their dog with another 4-H member and their dog. How skills will be exhibited will depend upon the judge and his or her preference.
- Members will also be asked questions. The judge will ask 2 questions from the following four categories. The questions will be asked during the individual examinations. Answers WILL be taken into consideration when placements are made, however showmanship ability will take priority. Difficulty will be adjusted with regard to age and level. The four categories are:
 - Anatomy – Questions will be limited to the diagram posted on the State 4-H Dog Show website. This diagram will be updated annually. Once posted, no additions will be made until the conclusion of the current year show.
 - Breed Specific – It is not necessary to study the breed being shown. The 4-H'er may choose any breed, but must let the judge know which breed they studied. The judge will ask the questions based on the breed studied. Breed specific questions will be limited to the following:

- What was the breed bred to do?
- What is the breed's origin?
- What disqualifications are there for the breed? (Parent Breed Club would be the decider not AKC since 4-H allows non AKC breeds)
- What are the acceptable colors?
- Health and Daily Care - Study guide will be the following:
 - "Dog Resource Handbook" pg. 139-164 available to order from <http://estore.osu-extension.org/productdetails.cfm?PC=2334>
- 4-H Trivia – Questions will be limited to the list of questions posted on the State 4-H Dog Show website. This list will be updated annually. Once posted, no additions will be made until the conclusion of the current year show.
- Classes are open to purebred and non-purebred dogs. Classes will be divided to limit the number of dogs in the ring. Exhibitors will gait and stack (stand for examination) dogs according to the judge's instructions. The first place exhibitor in each of these classes will compete for Best Junior Handler Award.
- Each of the following skill levels will be divided into three age divisions in accordance with the State 4-H Guidelines.

Pre – Novice:	The exhibitor's first year at the State 4-H Dog show and has never shown at AKC Conformation or Showmanship event.
Novice:	Shown at State 4-H Dog Show, but never placed in top three with at least 5 competitors. Shown at AKC, but not placed 1 st with at least three competitors.
Open:	Placed in top three in Novice at State 4-H Dog Show with at least 5 competitors. Placed in top two in AKC with at least three competitors. Never won Best Junior Handler at State 4-H Dog Show or AKC event.
Advanced:	Placed in the top two in Open at State with at least 5 competitors. Placed in Top 2 with at least three competitors in an AKC Open Class. Have won Best Junior Handler at State 4-H Dog Show or AKC event.
Masters:	NEW: Placed 1st in 5 AKC Open Classes with at least 3 competitors or won Best Junior Handler as an Advanced exhibitor at the Texas 4-H Dog Show.

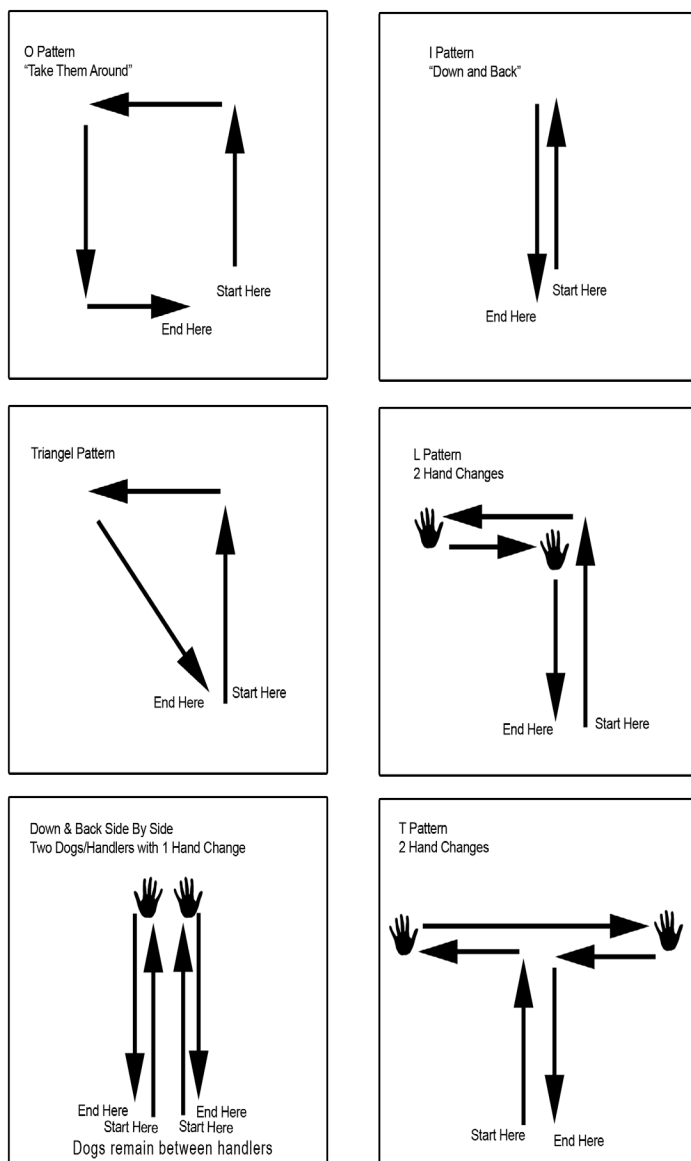


Figure 1: 4-H Showmanship Pattern

OBEDIENCE

(LIMIT 3 DOGS PER EXHIBITOR)

CLASS TITLES SUCH AS PRE-NOVICE AND NOVICE REFER TO THE DOG'S EXPERIENCE AND CLASS SUB-TITLES

(EXAMPLE: "A" & "B") REFER TO THE HANDLER'S ABILITIES.

- Obedience Progression Rules: A 4-H'er may start the progression at any point. However, once a dog starts, it can never go backward on the chart nor can skipped classes be picked up in later years.*
 - Pre-Novice A Obedience - A maximum of one year (with or without a qualifying score). A handler may show in Pre-Novice A if the handler and dog are inexperienced and have never shown at a State 4-H Dog Show (in Pre-Novice), or AKC in Beginner Obedience or other recognized show.
 - Pre-Novice B Obedience - Exhibitor/dog team has never received a score of 170 out of 200 points in Pre-Novice B. Exhibitor may choose to move to Novice A at any point prior to entry.
 - Novice A Obedience - A maximum of one year (with or without a qualifying score). A handler may show in Novice A, if the handler and dog are inexperienced and have never shown at a State 4-H Dog Show (in Novice), or at an AKC or other recognized show.
 - Novice B Obedience - Exhibitor/dog team has never received a score of 170 out of 200 points in Novice B. Exhibitor may choose to move to 4-H Graduate Novice or AKC Graduate Novice at any point prior to entry.
 - 4-H Graduate Novice
 - AKC Graduate Novice
 - Open
 - Utility
- *A dog may go back to 4-H Grad Novice with letter from veterinarian detailing injuries or conditions that would limit the dog's ability to jump comfortably.
- A handler may show in 4-H Graduate Novice, AKC Graduate Novice, Open and Utility an unlimited number of times.
 - AKC Jump Heights will be used. See following chart.
 - A dog that has a CD title (or equivalent) cannot show in an Obedience Pre-Novice or Novice class, but can show in a Rally Novice class.
 - A handler and dog may not show in more than one obedience class with the exception of open and utility.
 - Qualifying Scores (Using AKC Scoring)
 - Pre-Novice, Novice, 4-H Graduate Novice, AKC Grad Novice, Open, and Utility. 170 out of 200 points

SCORING FOR OBEDIENCE CLASSES

Pre-Novice A&B Points		
A.	Heel on Leash	45
B.	Figure Eight	25
C.	Stand for Examination on Leash	30
D.	Recall on Leash and Finish	40
	Subtotal	140
E.	Long Sit on Leash – 1 minute	30
F.	Long Down on Leash – 3 minutes	30
	TOTAL	200
	Qualifying Score	170

Novice A&B Points		
A.	Heel on Leash and Figure Eight	40
B.	Stand for Examination off leash	30
C.	Heel off Leash	40
D.	Recall off Leash and Finish	30

	Subtotal	140
E.	Long Sit off Leash – 1 minute	30
F.	Long Down off Leash – 3 minutes	30
	TOTAL	200
	Qualifying Score	170

4-H Graduate Novice Points		
A.	Novice Heel on Leash NO Figure Eight	30
B.	Novice Stand for Examination off leash	30
C.	Open Heel off Leash and Figure Eight	40
D.	Open Drop on Recall and Finish	40
	Subtotal	140
E.	Long Sit off Leash – 3 minutes – Handler out of sight	30
F.	Long Down off Leash – 5 minutes – Handler out of sight	30
	TOTAL	200
	Qualifying Score	170

AKC Graduate Novice Points		
A.	Novice Heel on Leash with Figure Eight off leash	40
B.	Drop on Recall and Finish	40
C.	Dumbbell Recall and Finish	30
D.	Recall over High Jump and Finish	30
E.	Recall over Broad Jump and Finish	30
F.	Long Down off Leash – 3 minutes – Handler out of sight	30
	TOTAL	200
	Qualifying Score	170

Open Points		
A.	Novice Heel Off Leash with Figure Eight	40
B.	Drop on Recall and Finish	30
C.	Retrieve on the Flat	20
D.	Retrieve over the High Jump	30
E.	Broad Jump	20
	Subtotal	140
F.	Long Sit off Leash – 3 minutes – Handler out of sight	30
G.	Long Down off Leash – 5 minutes – Handler out of sight	30
	TOTAL	200
	Qualifying Score	170

Utility Points		
A.	Signal Exercise	40
B.	Scent Article #1	30
C.	Scent Article #2	30
D.	Directed Retrieve	30
E.	Moving Stand and Exam	30
F.	Directed Jumping	40
	TOTAL	200
	Qualifying Score	170

Standard Jump Height Table

Measured height of dog at withers Minimum height to be jumped

Less than 7 1/2"	4"
7 1/2" to 9"	8"
Greater than 9" up to 11"	10"
Greater than 11" up to 13"	12"
Greater than 13" up to 15"	14"
Greater than 15" up to 17"	16"
Greater than 17" up to 19"	18"
Greater than 19" up to 21"	20"
Greater than 21" up to 23"	22"
Greater than 23" up to 25"	24"
Greater than 25" up to 27"	26"
Greater than 27" up to 29"	28"
Greater than 29" up to 31"	30"
Greater than 31" up to 33"	32"
Greater than 33" up to 35"	34"
Greater than 35" up to 37"	36"
Greater than 37"	36"

Three-Quarter Jump Height Table

Measured height of dog at Withers Minimum height to be jumped

Less than 10"	4"
10" to less than 12 1/2"	8"
12 1/2" to less than 15"	10"
15" to less than 17 1/2"	12"
17 1/2" to less than 20"	14"
20" to less than 23"	16"
23" to less than 25 1/2"	18"
25 1/2" to less than 28"	20"
28" to less than 31"	22"
31" to less than 33 1/2"	24"
33 1/2" to less than 36"	26"
36" to less than 39"	28"

Appendix A

Revised January 1, 2012

List of breeds approved for the three-quarter jump height.

Akitas	Dandie Dinmont Terrier	Norwich Terrier
Argentine Dogos	Dogues De Bordeaux	Otterhounds
Basset Hounds	Estrela Mountain Dogs	Pekingese
Bergamascos	French Bulldogs	Pembroke Welsh Corgis
Bernese Mountain Dogs	Grand Basset Griffon Vendéens	Petit Basset Griffon Vendéens
Black Russian Terriers	Great Danes	Portuguese Podengos
Bloodhounds	Great Pyrenees	Pugs
Bolognese	Greater Swiss Mountain Dogs	Saint Bernards
Borzoï	Irish Wolfhounds	Scottish Terriers
Bulldogs	Kishu Kens	Sealyham Terriers
Bullmastiffs	Kooikerhondjes	Shih Tzu
Cardigan Welsh Corgis	Kuvaszok	Skye Terriers
Caucasian Mountain Dogs	Lagotto Romagnoli	Sussex Spaniels
Chinese Shar-Pei	Leonbergers	Swedish Vallhunds
Chow Chows	Mastiffs	Thai Ridgebacks
Clumber Spaniels	Neopolitan Mastiffs	West Highland White Terriers
Dachshunds	Newfoundlands	

OBEDIENCE CLASSES

- Classes are open to purebred and non-purebred dogs. Obedience exercises are to be performed according to AKC (American Kennel Club) Rules and Regulations as modified for 4-H.
- BAIT of any kind may not be used in any Obedience Class. This includes all Drill Team Trials!
- Collar: A sliding chain with two to three inches of excess when around the neck, or a snug flat buckle collar, neither with anything hanging from them.
- A dog may be entered in only one obedience class at the same show except open and utility. An exhibitor may enter more than one dog in each class. In this case, the exhibitor may be assisted by another 4-H member in group exercises.

The following are basic descriptions of the obedience skills required for each skill level. More detailed descriptions and additional information can be found in the AKC guidelines AKC.org.

PRE - NOVICE A OR B POSSIBLE SCORE 200 POINTS

- Heel on Leash and Figure 8 on Leash: In "heeling" and "figure 8" exercises, the handler will work the dog on a loose leash, which should be carried in either hand or both hands. Hands are to be carried in a natural manner. The handler's left hand should not touch the dog. Any jerking or tugging on the leash is penalized. The handler walks in a normal manner and must not adapt his pace to the dog. There must be a definite change of pace when given the orders "fast", "slow", or "normal". Extra commands, signals or tugs on the collar will be penalized.
- Stand for Exam: The handler will stand his dog facing the judge and leave when ready. A voice command and hand signal may be used. If both are used, the dog's name should not be part of the spoken command. The handler will return on judge's order and wait for the order "exercise finished".
- Recall: The handler will sit the dog and leave on the judge's order. When ordered to "call", either a voice or hand signal should be used (not both). The dog should come and sit directly in front of the handler. When ordered to "finish" the handler will again use either a voice or hand signal. The dog must move to the heel and sit. Attempts to guide the dog in either the "come" or "finish" will be penalized.
- Long Sit and Down: The "sit" will be for one minute and the "down" will be three minutes. Handlers may use a voice command and a hand signal. If both are used the dog's name should not be part of the spoken command. All handlers will give their commands and leave their dogs at the same time. If a dog moves from place, the handler will either sit or down the dog again directly in front of him.

NOVICE A OR B POSSIBLE SCORE 200 POINTS

- Heel on Leash and Figure 8 on Leash: The same rules which apply to Pre-Novice A and B apply to Novice A and B for this exercise.
- Stand for Exam: This exercise is the same as Pre-Novice except it must be executed off leash.
- Recall: Same as Pre-Novice except off leash.
- Heel off Leash: This exercise is executed in similar fashion to the heel on leash, except without leash.
- Long Sit and Down: Executed the same as Pre-Novice except off leash.

4-H GRADUATE NOVICE POSSIBLE SCORE 200 POINTS

- Heel on Leash: Same as novice. As more advanced dogs, they should give a smoother performance than at the lower level.
- Stand for Exam: Same as novice.
- Open Heel off leash And Figure 8: Same rules as novice, but both heeling and Figure 8 are executed off lead.
- Open Drop on Recall: Executed similar to recall but the dog must drop to a “down” on command from the handler, and complete the “come” on command. The handler may give the command and/or signal to drop the dog. The dog must come quickly, drop instantly and come straight in to the handler on the first command in each part of the exercise. A second command is a disqualification, slow response to any command results in a loss of points.
- Long Sit: This exercise in the Graduate Novice class requires the dog to remain in a sitting position for 3 minutes while the handler is out of the ring and out of sight.
- Long Down: The same applies here. The dog must remain lying down while the handler is out of sign for a period of 5 minutes. Dogs must not move or get up until the handler is back in position and the judge commands “exercise finished”. Any dog that goes over to another or leaves the position where he was left is scored zero. Major shifting of position while remaining in place, barking or whining, receives less than 50%.

AKC GRADUATE NOVICE POSSIBLE SCORE 200 POINTS

- Heel on Leash: Same as novice. As more advanced dogs, they should give a smoother performance than at the lower level.
- Figure 8: Same rules as novice, but the Figure 8 is executed off lead.
- Drop on Recall: Executed similar to Open Drop on recall but the dog must drop to a “down” on command from the handler, and complete the “come” on command. The handler may give the command and/or signal to drop the dog. The dog must come quickly, drop instantly and come straight in to the handler on the first command in each part of the exercise. A second command is a disqualification, slow response to any command results in a loss of points.
- Dumbbell Recall: This exercise will be performed like the Novice Recall, but with the dog holding the dumbbell. In addition to the Novice Recall, the dog will promptly take, hold and deliver the dumbbell when commanded.
- Recall over High Jump: Similar to Novice Recall except the dog will be directed to jump the high jump as it returns to it's handler.
- Recall over Broad Jump: Similar to Novice Recall except the dog will be directed to jump the broad jump as it returns to it's handler.
- Long Down: The same applies here. The dog must remain lying down while the handler is out of sight for a period of 5 minutes. Dogs must not move or get up until the handler is back in position and the judge commands “exercise finished”. Any dog that goes over to another or leaves the position where he was left is scored zero. Major shifting of position while remaining in place, barking or whining, receives less than 50%.

OPEN POSSIBLE SCORE 200 POINTS

All exercises done off leash.

The following exercises are the same as for Graduate Novice:

- Heel Free and Figure 8
- Drop on Recall
- Long Sit – 3 minutes out of sight
- Long Down – 5 minutes out of sight

In addition, the following exercises must be performed:

- Retrieve on Flat: Proper retrieving demands that the dog retrieve quickly and on command; return the object without damage to it; sit in front of and within easy reach of his master; hold it until told to surrender it, and then go to heel to await the next command. Dogs are required to retrieve a thrown dumbbell on the flat. Dogs that anticipate the command are given less than 50%. Heavy penalties are made for very slow work; dropping dumbbell; excessive mouthing of the dumbbell; dropping it; failure to sit within reach of the handler to present it; or refusing to surrender it. Some dogs get this far very well, and then do not return to heel position without an extra command. Slight deductions are made for this.
- Retrieve over High Jump: Since this is a retrieve over a jump, the points made above count here too. If a dog jumps only one way he gets less than 50%. Touching the jump on the way over brings a minor penalty; climbing it brings a heavier one. In this exercise, and in the broad jump, the jumps are set according to the

dog's size, so that all competitors have a substantially equal chance.

- **Broad Jump:** Any owner of a supposedly well - trained dog would be properly embarrassed if his dog refused to jump some simple obstruction in his way, so the broad jump was added as an exercise. In this exercise the length of the jump is set at two times the height of the high jump. A dog that refuses to jump or walks over the hurdle gets zero. One that fails to clear the full distance or fails to await the command gets less than 50%. A dog gets only a minor penalty for poor return or crooked sit.

UTILITY POSSIBLE SCORE 200 POINTS

All exercises off leash.

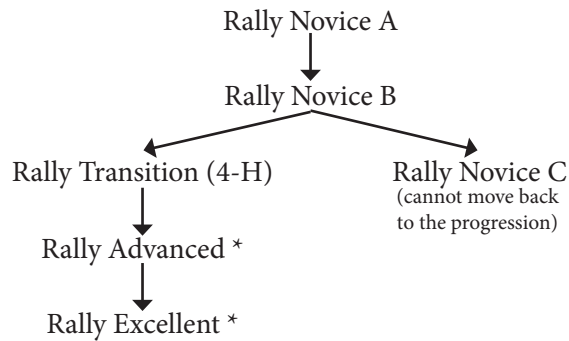
- **Signal Exercise:** The principal features of this exercise are the ability of the dog and handler to work as a team while heeling, and the dog's correct responses to the signals to stand, stay, drop, sit and come. Orders are the same as in Heel on Leash and Figure Eight with the additions of "Stand your dog" and "Leave your dog". Orders are given using hand signals.
- **Scent Discrimination:** In this exercise the dog must select and retrieve the correct dumbbell with the handlers scent from an array of dumbbells placed on the ground. The scent exercise is next repeated with a another dumbbell. Directed Retrieve Dog and handler start back to end of the ring, the steward will place three gloves across the end of the ring. The judge will designate which glove to retrieve. The handler must turn in place and direct the dog to retrieve the correct glove. The handler may move in place, and bend at the knees but must not touch the dog. Other commands are the same as for the retrieve on the flat. Dumbbells may be wooden or non-wooden material, but not metal.
- **Moving Stand For Exam:** In this exercise the dog must heel, stand and stay on command by the moving handler. Orders for the exercise are "Forward", "Stand your dog" given while the handler is walking, "About Turn," "Halt" and "Call your dog to heel."
- **Directed Jump:** The dog is sent away from the handler and must stop on command and, at the handler's command, must jump either a bar jump or high jump and return to the handler as in the recall.

RALLY

(LIMIT 3 DOGS PER EXHIBITOR)

- A dog that has an RN title (or equivalent) cannot show in a Rally Novice class. Dogs must compete at classes higher than their titles. Reviewed prior to entry.
- Revised Rally Signs adopted by AKC April of 2012 will be used.
- **Rally Novice A:** A maximum of one year (with or without a qualifying score). A handler may show in Rally Novice A if the handler and dog are inexperienced and have never shown at a state 4-H Dog Show (in Rally Novice) or at an AKC or other recognized show.
- **Rally Novice B:** Exhibitor/dog team has never received a score of 70 out of 100 points in Novice B. Exhibitor may choose to move to Rally Transition or Rally C at any point prior to entry.
- **Rally Transition:** Exhibitor/dog team has never received a score of 70 out of 100 points in Transition. Exhibitor may choose to move to Rally Advanced at any point prior to entry.
- **Rally Novice C:** A handler may show in Rally Novice C an unlimited number of times. HOWEVER, once a dog has shown in this class it may NOT return to the rally progression chart
- **Rally Advanced:** Exhibitor/dog team has never placed 1st with three or more competitors in Rally Advanced. Exhibitor may choose to move to excellent at any point prior to entry. *A dog may go back to Rally C with letter from veterinarian detailing injuries or conditions that would limit the dog's ability to jump comfortably.
- **Rally Excellent:** If handler and dog win first place in Rally Advanced with three or more competitors or have earned the RA titles in AKC or equivalent, they must move up to rally Excellent the following year. Dog and exhibitor may continue to compete in this class indefinitely. *A dog may go back to Rally C with letter from veterinarian detailing injuries or conditions that would limit the dog's ability to jump comfortably.
- All Rally Classes will be timed ONLY for tiebreaker.
- Collar: A sliding chain with two to three inches of excess when around the neck, or a snug flat buckle collar, neither with anything hanging from them.
- **Qualifying Scores (Using AKC Scoring)**
Rally 70 out of 100 points

Rally Progression Rules. A 4-H'er may start the progression at any point. However, once a dog starts, it can never go backward on the chart nor can skipped classes be picked up in later years. *A dog may go back to Rally C with letter from veterinarian detailing injuries or conditions that would limit the dog's ability to jump comfortably.



The following are basic descriptions of the Rally Classes. More detailed descriptions and additional information can be found in the AKC guidelines at AKC.org. Select Obedience from the list. Rally Rules are attached to the end of the Obedience rules. Rally class descriptions start on page 14 of the Rally Regulations. Instruction/Station signs can be found further down on page 10 of the ring steward's guide.

- Section 1 - Rally Novice A and B Classes
 - All exercises are judged on leash, and all dogs must enter and leave the ring on leash.
 - The leash must be made of fabric or leather and needs to be long enough to provide adequate slack.
 - Rally Novice A and B must have between 10 – 15 stations (Start and Finish not included) with no more than five (5) stationary exercises per class.
- Section 2 – Rally Transition
 - Similar to Rally Novice B except the middle station will be "Down your dog and remove leash" so that the first half of the course will be on leash and the second half of the course will be off leash.
- Section 3 - Rally C
 - Similar to Rally Novice A & B. Rally C is designed for dogs that will never progress to off leash or are no longer able to jump.
- Section 4 - Rally Advanced Class
 - All exercises are judged off leash. All dogs must enter and leave the ring on leash. Rally Advanced must have between 12 – 17 stations (Start and Finish not included) with no more than seven (7) stationary exercises per class.
- Section 4A – Jumps
 - One jump must be used for this class. It may be any jump used as standard equipment in 4-H obedience classes (broad jump, high jump, or bar jump), except that 4-foot wide jumps may be used in place of 5-foot wide jumps. Various colors and decorations are allowed; however, there must be nothing hanging from the jump.
 - It is the judge's responsibility to see that the jumps are set for each dog in accordance with these regulations.
 - The Broad Jump will consist of three telescoping hurdles, each approximately 8 inches wide. The largest hurdle will measure about 4 feet 10 inches long (if from a 5-foot set) and about 5 inches at the highest point.
 - In the ring, broad jump hurdles will be arranged in order of size from smallest to largest. They will be evenly spaced, covering a distance equal to twice the height of the high jump set for each dog. Three hurdles will be used for a jump of 32 inches and two hurdles for a jump of 16 or 24 inches. When decreasing the number of hurdles in the jump, the highest hurdle will be removed first.
 - The High Jump consists of two uprights and solid boards of varying widths that combine to make each dog's required jump height.
 - The Bar Jump also has two uprights. These are constructed to support only a striped bar which is set at the dog's required jump height.
- Section 4B - Jump Heights
 - The dog's jump height shall be given on the entry form. Entries may be arranged according to the jump height of the dogs, from either high to low or low to high.

Height of dog at withers	Height to be jumped
Less than 10 inches	4 inches
10 inches to less than 15 inches	8 inches
15 inches to less than 20 inches	12 inches
20 inches and over	16 inches

- Section 4 - Rally Excellent Class
 - All exercises are judged off. All dogs must enter and leave the ring on leash.
 - Rally Excellent must have between 15 – 20 stations (Start and Finish not included) with no more than

seven stationary exercises per class. Unlike in the Rally Novice and Advanced Classes, in Rally Excellent handlers are not allowed to pat their legs or clap their hands to encourage the dog.

- Verbal encouragement, multiple commands, and/or inaudible signals using one or both arms and hands are allowed; the handler's arms need not be maintained in any particular position at any time.
- Handlers may not touch their dog or make any physical corrections. A person may enter more than one dog in this class.
- Two jumps must be used for this class. Jumps may be any jump or any combination of the jumps that may be used as standard equipment in the 4-H obedience classes (broad jump, high jump, or bar jump), except that 4-foot jumps may be used in place of 5-foot jumps. Various colors and decorations are allowed; however, there must be nothing hanging from the jump. Jumps may not be used consecutively on the course.

AGILITY

Chapter 1: Introduction and General Rules
(LIMIT 3 DOGS PER EXHIBITOR)

What is Agility?

Patterned after equestrian show jumping, dog agility combines the elements of a dog's agility, briskness, confidence, and a handler's control over an obstacle course designed for dogs. It is a fun sport with great spectator appeal.

Safety Rules

Because the safety of both dogs and handlers is of paramount importance, the following rules will be enforced.

- Individual members must attend at least six (6) instructional sessions in agility with the dog they are entering in agility competition PRIOR to entry deadline. Dogs and handler must be trained on all equipment within a specified class to compete. Either 4-H classes or those of a recognized training school will be accepted. Simply working with your dog in the back yard is not acceptable.
- Dogs must be a minimum of 18 months old to compete in agility classes/competition. It is recommended that dogs be a minimum of 12 months old to begin agility training and larger breeds be at least 18 months old. This is because for most breeds the growth plates in the bones are still developing until the average age of fourteen months - even later for large breeds. The final determinations for training age and the type of training must be made by the owner and trainer.
- No dog with a physical or mental condition that would significantly impair their performance may participate. Some examples of these include (but are not limited to) hip dysplasia, disc problems, severely slipped stifles, shoulder problems, overweight, or advancing age. All 4-H'ers are strongly encouraged to consult their veterinarian before beginning agility training. A judge, superintendent or the county trainer at state and county events will have the authority to stop the performance of any dog whose soundness they question.
- Dogs that show signs of aggression toward humans or other dogs will not be permitted to participate.
- A dog/handler team receiving 1st place with a clean run at the State 4-H Dog Show must advance to the next level the following year.
- Female dogs in season will not be allowed to participate. Diapers pose a hazard as they may get caught on a piece of equipment and cause a fall or injury. There will be no refund for dogs that come into heat.
- All parents/guardians, members, County Extension Agents and trainer must sign the "4-H Dog Agility Release Form" about injury to dog and handler to participate in classes, shows, and demonstrations. This form will include a section stating that they have been trained on all pieces of equipment for their particular class level, and they will not attempt any piece of equipment on which they have not been trained, as well as the number of classes they attended and their jump height.
- Agility competitions must be performed on a level, shock absorbent surface that provides good footing for the take-off and landing of jumps. Outdoors on short grass, dirt, or any other footing commonly used in horse areas is ideal. It is recommended that dirt be packed hard enough to prevent injury to either dog or handler. A fully matted or carpeted area may provide an acceptable alternative. The judge will inspect the area to be used and, if it is unacceptable, will request a different location. In extreme cases, the show may need to be canceled.
- The use of a completely fenced area is encouraged (but not required).
- Handlers may have a 5 minute walk through time on the course without their dog.
- A supervised warm-up area consisting of only a single jump will be provided in a specified area outside the ring. No obstacle or jump shall be permitted elsewhere on the show grounds as a warm up area or preparatory for agility.

- Judges will inspect all equipment prior to beginning the show, and may modify the requirements to the extent necessary to eliminate any piece of unsafe equipment.
- All agility jumps must be of the type that have a displaceable bar or plank.
- The Texas 4-H Dog Show Management Team is the final authority regarding the State 4-H dog agility competition.

Additional rules

- Training aids and treats are not permitted on the course at any time.
- When a collar is used (required in Pre-Novice, optional in Novice) it must be a plain, well-fitting buckle or clip/quick release collar with no tags or other attachments. Training collars, pinch collars, electronic collars, and head halters are not permitted. No slip leads or slip collars may be used during competition.
- Handlers may not jump over the jumps with their dogs.
- Handlers may not touch their dogs or an obstacle while running the course. A penalty of 30 points will be added for each touch.
- Poor sportsmanship will not be tolerated. Any handler exhibiting poor sportsmanship such as swearing, yelling at their dog, pulling on their dog's fur or body parts, excessive corrections, loud complaints about other exhibitors or the judge, etc., will be eliminated - receiving no ribbon.
- The judge will penalize any handler receiving outside assistance. The show committee is also responsible for investigating any incidents of outside assistance reported to them.
- Handlers may use voice commands, signals, or both. Handlers are encouraged to talk or cheer their dogs through the course. There is no penalty for multiple commands or verbal encouragement, but all must be in the spirit of good sportsmanship.
- Dogs must enter and leave the ring on leash and in control of the handler.
- There will be a course time limit of 3 times the expected course time and/or 3 refusals after which the dog/handler team will be excused from the ring.
- A dog unable to complete the course for any reason (including leaving the ring, ceasing to work for a significant period of time as defined by the judge, being out of control, exceeding the time limit, 3 refusals etc.) will receive a DQ. Anyone not obeying the judge's order will be eliminated.
- Any dog fouling the ring during competition once they have entered the ring to run their course will be marked disqualified. Vinegar, or some other odor-neutralizing substitute, should be on hand to clean fouled equipment. Fouled equipment may be removed from the course at the judge's discretion, and all dogs running the course previously may, at the judge's discretion, be required to re-run the course again.
- Jump heights are as follows: (4-H jump heights are 4" lower than AKC jump heights)

Dog's Height	Height of Jump	Long Jump Width
10" or under at the withers	4"	8"
14" or under at the withers	8"	16"
18" or under at the withers	12"	24"
22" or under at the withers	16"	32"
Over 22" at the withers	20"	40"

- A competitor can choose to jump at a higher level if they feel their dog is able and they are training at that level, but they must have their leader's permission. Maximum of 20".
- All courses must have clearly designated starts and finishes. All obstacles must be sequentially numbered with numbered cones or some other movable system. The numbers must be a minimum of 4" tall.
- All competitors in agility must be active in their county's dog project.
- The minimum ring size is at least a double obedience ring. 80' x 100' or larger is recommended.
- Obstacles on the course should be spaced approximately 18' apart. In no case shall obstacles be spaced any closer than 12' apart.
- Individual counties shall determine the initial level at which each dog / handler team competes. The safety of the team shall be the primary consideration when making this placement.
- Any dog which commits to a contact obstacle (A-frame, dog walk, see saw) with all four paws, and then bails off during a competition will be told by the judge to omit the obstacle and go on to the next. A 20-fault penalty will result. Any handler not obeying the judge will be eliminated, receiving a DQ ("Four Paw Rule").
- All courses will be measured. JUDGE WILL SET EXPECTED COURSE TIME. 20" X, 16" Y, AND 4" , 8" , AND 12" Z.

- Placings will be given per class rather than jump height using yards per second conversion to calculate conversion times for each jump height.
 - Example: If the expected course times are:
 - 50 seconds for the 20 inch jump height
 - 55 seconds for the 16 inch jump height
 - 60 seconds for the 4, 8 & 12 inch jump heights.
 - An 8" dog finishes in 47 seconds (78.3% of the expected course time) their score is 78.3 plus any faults
 - A 24" dog finishes in 47 seconds (94% of the expected course time) their score is 94 plus any faults.
 - The 8" dog with 78 points beats the 24" 94 points dog due to the lower percentage of expected course time.

Disabled Handlers

4-H Members with disabilities are encouraged to take part in Dog Agility. The judge is to consider each case individually and make a fair and suitable adjustment for judging disabled handlers. The Judge's decision is final, as it is for all handlers in agility competition.

Courses and individual course times may be altered to accommodate handlers with disabilities. Hearing or verbally impaired handlers may use clickers or squeakers to aid in running their dog through the course. Judges may use flags or relay a signal to a course steward who will use a flag to communicate to the handler, if necessary.

When a course time adjustment is necessary, it is suggested to have the handler "test run" the course without their dog, going from obstacle to obstacle at a reasonable rate for the handler. The judge will record the time using a stopwatch and determine an adjusted Course Time for that handler, making sure to record the adjusted course time on the appropriate score sheet.

All Disabled handlers needing an adjusted Course Time should inform the agility coordinator as soon as possible that they would need an adjusted time. The Coordinator will inform the Judge as early as possible.

Chapter 2: Agility Classes Offered at the Texas 4-H Dog Show

STANDARD AGILITY Classes- Descriptions / Requirements:

Due to safety concerns Pre-Novice Standard Agility will not be offered at the State Level

IF A DOG IS ENTERED IN JUMPER PRE-NOVICE IT CANNOT BE ENTERED IN STANDARD AGILITY.

Novice A & B

Novice A

Maximum of one year. A handler may show in Novice A Standard if the handler and dog are inexperienced and have never shown at a State 4-H Dog Show in Standard Agility.

Novice B

A handler may show in Novice B Standard if the handler or dog have shown at a State 4-H Dog Show in Novice A Standard Agility.

This is a timed Event (Time recorded to 1/100th of a second)

This course is slightly more challenging than a figure 8, similar to the AKC Novice class with the addition of weave poles, and consists of 13 to 15 obstacles.

- The following obstacles may be used:
 - A-frame (8 foot, apex at 4'11"; 9 foot, apex at 5'6")
 - Pause table (dog in a specified position for 5 consecutive seconds)
 - Open tunnel (at least 1)
 - Dog walk (Full Height)
 - Tire Jump
 - Broad Jump

- Double Bar Jump
- Six weave poles
- See saw
- Bar Jump (3 to 5) or in place of bar jumps the following jumps may be used:
 - Wing Jumps
 - Panel Jump

All dogs must be shown off leash. The handler may decide if the dog is shown with or without a collar.

Open - for dogs that hold an agility title.

Excellent - for dogs that hold an agility title, or have won Standard Open at the Texas 4- H Dog Show with at least 3 competitors.

This is a timed Event (Time recorded to 1/100th of a second)

- These classes will use the AKC regulations for agility trials:
 - If a conflict of rules, the 4-H agility rules supersede the AKC regulations.
 - Equipment requirements are the same as the novice class, except for the following additions:
 - Additional bar jumps to meet the required number of obstacles
 - Weave poles 6 to 12 (if available)

Jumpers Agility Classes- Descriptions / Requirements:

Pre-Novice A -Jumpers without weaves

Maximum of one year. A handler may show in Pre-Novice A Jumper if the handler and dog are inexperienced and have never shown at a State 4-H Dog Show in Jumper Agility

All Pre-Novice A dogs must be shown on a leash. The use of an approved collar is mandatory.

Pre-Novice B -Jumpers without weaves

- All dogs must be shown **off** leash. The use of an approved collar is mandatory.
- Handler may show in Pre-Novice B a maximum of one year.

This is a timed Event (Time recorded to 1/100th of a second)

- If a dog is entered In Pre-Novice Jumpers, it CANNOT be entered in Standard Agility.
- This should be a simple course. Angles between obstacles should not exceed 90 degrees. Entrances to obstacles should never be adjacent to one another.
- Jump heights will be set at the Pre-Novice and above heights.
- The course is to consist of 10 to 12 obstacles.
- The following obstacles may be used:
 - Bar Jumps (Wing Jumps are NOT allowed)
- The following obstacles may also be used:
 - Open Tunnel (1 to 3)

Novice A -Jumpers with weaves

Maximum of one year. A handler may show n Novice A Jumper if the handler and dog are inexperienced and have never show at a State 4-H Dog Show in Novice Jumper Agility

Novice B -Jumpers with weaves

A handler may show in Novice B Jumper if the handler or dog have shown in Novice A Jumper.

This is a timed Event (Time recorded to 1/100th of a second)

- Angles between obstacles should not exceed 90 degrees. Entrances to obstacles should never be adjacent to one another.
- All dogs must be shown off leash.
- The handler may decide if the dog is shown with or without a collar. If with a collar, no tags or other attachments.
- Jump heights will be set at the Pre-Novice and above heights.
- Obstacle spacing requirements per the AKC Agility Judges Guidelines.
- The course is to consist of 12 to 14 obstacles.
- The following obstacles are required:

- 6 weave poles
- Broad Jump (1) OR Double Bar Jump (1)
- Bar Jumps (Wing Jumps MAY be used)
- The following obstacles may also be used:
 - Open Tunnel (1 to 3) OR Closed Tunnel (1)
 - Tire Jump (1)

Open-Jumpers with weaves

Open - for dogs that hold an agility title.

This is a timed Event (Time recorded to 1/100th of a second)

- Angles between obstacles should not exceed 135 degrees. Entrances to obstacles may be adjacent to one another.
- All dogs must be shown off leash.
- The handler may decide if the dog is shown with or without a collar. If with a collar, no tags or other attachments.
- Jump heights will be set at the Pre-Novice and above heights.
- Obstacle spacing requirements per the AKC Agility Judges Guidelines.
- The course is to consist of 15 to 17 obstacles.
- The following obstacles may be used:
 - 6 to 12 weave poles
 - Bar Jumps (Wing Jumps MAY be used)
 - Broad jump (1)
 - Double Bar Jump (1)
- The following obstacles may also be used:
 - Open Tunnel (1 to 3)
 - Tire Jump (1)
 - Panel Jump (1)
 - One-bar Jumps

Excellent-Jumper with weaves

Excellent - for dogs that hold an agility title, or have won Jumper Open at the Texas 4-H Dog Show with at least 3 competitors.

This is a timed Event (Time recorded to 1/100th of a second)

- Angle between obstacles should not exceed 180 degrees. Entrance to obstacles can be adjacent to one another.
- All dogs must be shown off leash.
- The handler may decide if the dog is shown with or without a collar. If with a collar, no tags or other attachments.
- Jump heights will be set at the Pre-Novice and above heights.
- Obstacle spacing requirements per the AKC Agility Judges Guidelines.
- The course is to consist of 18 to 20 obstacles.
- The following obstacles may be used:
 - 6 to 12 weave poles
 - Bar Jumps (Wing Jumps MAY be used)
 - Broad jump (1) OR Double Bar Jump (1)
 - Triple Bar Jump (1)
- The following obstacles may also be used:
 - Open Tunnel (1 to 3)
 - Tire Jump (1)
 - Panel Jump (1)
 - One-bar Jumps

Additional rules for the four jumpers classes

- Distance between obstacles in sequence-
 - Minimum of 15 feet to a tunnel.
 - Minimum of 18 feet to a jump.
 - Minimum of 21 feet to a spread jump (triple bar jump, double bar jump, broad jump).

- Maximum of 30 feet.
- Measurement of distance between obstacles- the distance between any two obstacles in sequence will be based on the anticipated path of a 20 inch high jumping dog. Please refer to the AKC Agility Judges Guidelines.
- Challenges:
 - Pre-Novice-This should be a simple course with a maximum 2 side changes.
 - Please refer to the AKC Agility Judges Guidelines for the following classes: Novice, Open and Excellent

Chapter 3: Obstacle Specifications and Performance Requirements

Section 1. Obstacle and Jump Specifications. (ref: Regulations for Agility Trials, AKC, May 1, 2000)

The following specifications will apply to all obstacles. When no tolerance or range is given for a dimension, a tolerance of 4.0 percent is implied. Tolerances do not apply when a range is specified.

Section 2. Obstacle Performance. (ref: Regulations for Agility Trials, AKC, May 1, 2000)The correct performance of each obstacle is listed immediately following the specifications for the obstacle.

Section 3. Obstacles.

A-Frame: The A-Frame is constructed from two panels, the top surface of which is constructed from wood or a wood-like substance. The panels are 35 to 49 inches wide, and their lengths are both within 2 inches of either 8 feet or 9 feet. Panels shall be of a consistent width and connected so as to eliminate gaps large enough to fit a dog's foot or toe. The maximum height of the A-Frame is within 1 inch of 4' 11" when 8-foot panels are used and 5' 6" when 9-foot panels are used. The height of the A-Frame must be adjustable to 24" and 36". Slats are placed across the width of the panels to provide footing. They are 3/8" to 3/4" thick and 3/4" to 2" wide, and they extend within 1/4" of the panel sides. Slat edges shall be rounded or beveled so as not to be sharp, 1/4" radius recommended. The centers of the slats are spaced at 12-inch intervals with a 2-inch tolerance, and no slat is within 4 inches of the top of a contact zone. The top surface is painted and has a rough, non-slip surface. (Alternating layers of sand and flat, latex paint are recommended.)Contact zones are painted on the lower 42 inches of both panels with a 1/4 -inch tolerance. The color of the zone contrasts with the rest of the panel, but it may not be white, black, or brown. Bright yellow contact zones are recommended.



Performance: Dogs must ascend one panel and descend the other in the direction designated by the judge and they must touch the contact zone on the down side only, with any part of one foot prior to exiting the obstacle. In Beginners and Elementary only, the dog must enter and exit the A-Frame squarely. Cones may be placed 1' to 2' out from each corner and in line with the sides of the A-Frame to assist the handler in guiding their dog straight on and straight off the A-Frame.



Dog Walk: The Dog Walk consists of a center section and two ramp sections, the surfaces of which are made from wood or a wood like substance. All sections are 12 inches wide, plus or minus an inch, and all are either 8 feet long or 12 feet long. Planks shall be connected so as to eliminate gaps large enough to fit a dog's foot or toe. Within a 2-inch tolerance, the top of the center section is 36 inches above the ground when using 8-foot\ sections and 48 inches when using 12-foot sections. The height of the Dog Walk must be adjustable to 24" as well. The top surfaces of all sections are painted and have rough, non-slip surfaces. (Alternating layers of sand and flat, latex paint are recommended.) Slats that conform to those described for the A-Frame are placed across the width of the ramp sections to provide footing. Contact zones are painted on the lower 42 inches of both ramps with a 1/4" tolerance, using the color specification described for the A-Frame

Performance: Dogs must ascend one of the ramps, touching the "up" contact zone with any part of one foot, cross the center section, and descend the other ramp in the direction designated by the judge. They must touch the down contact zone with any part of one foot prior to exiting the obstacle. Elementary only, the dog must enter and exit the Dog walk squarely. Cones may be placed 1' to 2' out from each corner and in line with the sides of the Dog walk to assist



the handler in guiding their dog straight on and straight off the Dog walk

Teeter-Totter: The Teeter-Totter consists of a plank (or panel) supported near the center by a base that acts as a fulcrum. The plank is 12 inches wide with a 1-inch tolerance, and 12 feet long. The base extends at least 2 inches past the sides of the plank so that dogs can see the pivot point. The plank is balanced so that it hits the ground in less than 3 seconds when a 3-pound weight is placed 12 inches from the raised end. The height of the Teeter-Totter measured to the top of the board at the pivot is 24 inches plus or minus 2 inches. The top surface of the plank is painted and has a rough, non-slip surface. (Alternating layers of sand and flat, latex paint are recommended.) Padding must be available to cushion the impact of the raised end on the ground for the Elementary Level competition. It is recommended that conventional upholstery foam at least 6" thick be used for this purpose. Slats that conform to those described for the Dog Walk are optional. Contact zones, 42 inches long, are painted on each end of the plank with a ¼" tolerance, using the color specification described for the A-Frame.

Performance: Dogs must ascend the plank touching the "up" contact zone with any part of one foot and cause the plank to pivot. At least one paw must touch the "down" contact zone after the plank has touched the ground and prior to exiting the obstacle with all four (4) paws.



Pause Table: The top of the Pause Table is a 36-inch square, plus or minus 2 inches, with a non-slip surface (carpeting may be used.) The vertical edge of the top of the table top must be 3" or greater in height and it is recommended that the table edge be of a color in contrast to the running surface and ring gating. The height of the table must be adjustable to 8", 16" and 24" inches (within 1 inch).


Performance: Dogs must pause on the table for five consecutive seconds.

Open Tunnel: The Open Tunnel is a flexible tube of durable material that is capable of being formed into curved shapes. The two openings are either round or approximately rectangular, with a height and width of 24" plus or minus 2". Its length is 10 to 20 feet and it is secured in position to prevent a dog from moving it. No portion of a tunnel holder that is underneath the tunnel shall be more than 1 ½" thick and tunnel supports when used in locations other than the beginning and end of the tunnel shall not have a rigid upright (i.e., steel/wood) that is capable of fitting between the ribs thus possibly projecting into the tunnel.



Performance: Dogs enter the end specified by the judge and exit the other end. In Pre-Agility and Beginners only, the Open tunnels will not be curved tighter than a 90-degree angle.

Weave Poles: The Weave Poles consist of 6 to 12 poles that are either stuck in the ground or mounted in a base (The base design is recommended.) The poles are 1 to 1-¼" in diameter and at least 36 inches high, and they are uniformly spaced at intervals of 20 to 24 inches in a straight line. The Weave Poles must flex at the base so as to accommodate large dogs. It is recommended that if a rigid support is used at the base of each weave pole it does not exceed 4" in total height as measured from the ground to the top of the rigid support. (It is required that stripes be taped or painted on the poles to make them more visible to the dogs.) If a base is used, it may be no thicker than 1 inch and no wider than 4 inches, and it must be supported so as not to interfere with a dog's performance.



Performance: Dogs must enter the Weave Poles by passing between poles #1 and #2 from right to left. They must then pass from left to right through poles #2 and #3 and continue this weaving sequence until they pass between the last two poles. If the sequence is broken, the dog must restart the correct sequence, either at or anywhere before the location of the error.

Bar Jumps: Bar Jumps consist of bars that are supported by bar supports that are mounted to uprights. The supports must be positioned so that the tops of the bars can be set within ¼" of six different jump heights (4, 8, 12, 16, 20, 24) inches. The bars must be supported so as not to interfere with a dog's performance.

12, 16, 20, and 24 inches). Unless a jump is specified as a One Bar Jump by the judge, all jumps shall have at least two bars. In the Novice classes, the lower bar shall be placed at about $\frac{1}{2}$ the height of the top bar. In all other classes lower bar placement shall be determined by the judge. The bars must be either cylindrical with $1\frac{1}{4}$ " to $1\frac{3}{4}$ " diameters, or square with $1\frac{1}{4}$ " to $1\frac{3}{4}$ " sides. Constructed from wood or plastic, they must be 4 to 5 feet long and striped for visibility. (Bars cut from 1-inch PVC, Schedule 40, are recommended.) The bottom of the bar sits on top of the bar supports such that the bar is easily displaced. If rectangular bars are used, the top of the support must be flat and no wider than the bar it is supporting. If cylindrical bars are used, the

supports may be no wider than the bar, and they should have a lip that is no more than $\frac{1}{8}$ " higher than the support, although lips up to $\frac{1}{4}$ inch are allowed. Bolts used as bar supports are allowed if they comply with all other provisions of this section and if bars can be made displaceable from both directions. Bars "held" in place by Velcro™, magnets, etc. are not allowed. The inside of the uprights must be at least 32 inches tall, and the upright must be 1 to 48 inches wide. (An inside height of 42 inches and a minimum width of $3\frac{1}{2}$ inches are recommended for visibility. Widths less than 30 inches are recommended to facilitate handler movement on the course.)



Performance: Dogs must jump over the top bar, without displacing it or the lower bar, in the direction indicated by the judge.

Panel Jump: The Panel Jump uses up to six cross-boards to give the illusion of a solid wall from the jump height to the ground. Specifications for the board supports and uprights are the same as for the Bar Jump. The cross boards are 4 to 5 feet long, 3 to 4 inches wide, and no thicker than 1 inch. The top board for all jump height classes shall be a maximum of 4" high. Panels are to be supported $\frac{1}{4}$ " to $1\frac{3}{4}$ " inches below the top of the board so as to be easily displaceable.




Performance: Dogs must jump over the top board, without displacing it or any of the lower boards, in the direction indicated by the judge.

Double Bar Jump: The Double Bar Jump consists of two parallel bars positioned at the jump heights specified for the Bar Jump. It may be built as a special jump or assembled from two Bar Jumps. The distance between the centers of the bars is one-half the jump height (within a $\frac{1}{2}$ -inch tolerance), to a maximum of 12 inches. In addition, two more horizontal bars are placed approximately below the top bars, at about half the height of the top bar, with the back bar higher than the front. Alternately, the bottom bars may be placed under the back bar and crossed to the ground creating an "X." All other specifications are the same as for the Bar Jump



Performance: Dogs must jump over the top bars, without displacing either one or the lower bars, in the direction indicated by the judge.

Triple Bar Jump: The Triple Bar Jump consists of a series of three ascending bars. The horizontal distance between adjacent bars is one-half the jump height, while the vertical distance is one-quarter the jump height. The table below lists the heights of the tops of the bars and the horizontal distance between the centers of the bars. Tolerances on these values are $\frac{1}{4}$ inch for the heights and $\frac{1}{2}$ inch for the horizontal distances. Jump Height Bars At Horizontal 4 inches 4 2 12 inches 6, 9, 12 6 16 inches 8, 12, 16 8 20 inches 10, 15, 20 10 24 inches 12, 18, 24 12 .



Performance: Dogs must jump over all the bars without displacing any, in the direction that starts with the lowest bar.

Tire (Circle) Jump: The Tire Jump, some-times called the Circle Jump, consists of a tire (or a circular object that

resembles a tire) suspended from a rectangular frame. The inner diameter of the tire is 24 inches plus or minus an inch, and the wall is 3 to 8 inches thick. There must be at least 8 inches between the outside of the tire and the sides of the frame, and the frame must be tall enough to accommodate the tire at the six different jump heights, as specified for the Bar Jump. The uprights of the frame shall be secured to the base and the base weighted or secured properly to the running surface so as to discourage tipping. The jump height is measured from the ground to the bottom of the tire opening.

Performance: Dogs must jump through the tire opening in the direction specified by the judge. Dogs may touch the jump as they go through the opening.

Broad Jump: The Broad Jump is composed of either four 8-inch sections or five 6-inch sections, and four corner markers. The actual width of the 8-inch sections is 7 to 8 inches, and the width of the 6-inch sections is 5 to 7 inches. The sections are constructed from a top piece and two side pieces. The length of the sections is between 4 and 5 feet long, and they may be of different lengths. To improve visibility, either the center of the sections or both ends must be marked with a color-contrasting band that is at least 3 inches wide. The sections are of varying height, and they may be arranged in either ascending order or as a hogback. (The ascending AKC Obedience Broad Jump is recommended.) When an ascending arrangement is used, each section is at least 1/2 inch higher than the previous one, and the height of the front edge of a section is at least 1/2 inch lower than the back edge. No portion of a section may be lower than 1 inch or higher than 6 inches. In a hogback arrangement, the sections ascend in height halfway across the jump and then descend. The ascending sections are at least 1/2 inch higher than the previous one, and the height of the front edge of a section is at least 1/2 inch lower than the back edge. The descending sections are at least 1/2 inch lower than the previous one, and the height of the front edge of a section is at least 1/2 inch higher than the back edge. When an odd number of sections are used, the front edge of the middle section may not be higher than the back edge. No portion of a section may be lower than 1 inch or higher than 10 inches. The length of the jump for both the ascending and the hogback configurations is twice the jump height of the division. Consequently, not all the sections are used in the lower height divisions. In those cases, the jump must be assembled with the lowest sections. The length of the jump (within 1 inch) and the number of sections to be used for the different divisions are as follows: Jump Length Num. Boards 4" 8" 1 8" 16" 2 12" 24" 3 16" 32" 3 20" 40" 4 24" 48" 4 The corner markers are at least 1-inch wide and 36 inches high, and they may be decorated to improve visibility. They are either attached to the sides of the first and last sections, or they are freestanding and placed as close as possible to those positions. (Freestanding is recommended.)

Performance: Dogs must jump all sections without visibly moving or stepping on top of any broad jump board, entering between the marker poles placed near the front section and exiting between the poles placed near the back section. Touches and ticks of the leading edge of the first board and the trailing edge of the last board that do not visibly move the board shall not be faulted. When an ascending arrangement is used, the lowest section is the front, but when a hogback arrangement is used, the judge specifies the front. Touching or knocking over the corner markers is not faulted as long as the dog goes between them.

Other Jumps: Other jumps are permitted. Their uprights and bar supports must conform to the specifications for the Bar Jump, as do the jump heights. The top cross-piece over which the dogs jump must have a top edge that is flat for 4 to 5 feet, be no thicker than 1-3/4 inches, and it must be supported on the bar supports so as to be easily displaceable. At least one more crosspiece must be used, as specified for the Bar Jump.

Performance: Dogs must jump over the top crosspiece, without displacing it, in the direction indicated by the judge.



Foster/Family Dog Competition Rules

Dogs with home environment experience that are well mannered are more adoptable. Some families may not be able to make a long term commitment to dog ownership. In an effort to promote and encourage 4-H members to participate in this service learning project, the Foster/Family Dog program was developed. Patterned after other states programs, it offers the opportunity to showcase some of the community service projects 4-H members have been doing allowing more members to participate.

1. Subject to the Texas 4-H Dog Show Rules EXCEPT ownership/validation guidelines.
2. Handler and dog team is only eligible for the Foster/Family Dog program for one year. A dog that has been previously validated is not eligible for the Foster/Family Dog program.
3. Classes open to Foster/Family Dog include score sheet classes Costume, Tricks, Obedience, Rally and Canine Good Citizenship.
4. Foster/Family dogs will be awarded on the Danish System of Blue, Red and White ribbons.
5. An exhibitor that has previously shown at the Texas 4-H Dog Show may participate in the Foster/Family Dog Competition with a foster dog. However, they must show in Obedience and Rally classes befitting the dog/handler team's experience. No lower than Obedience Pre-Novice B or Rally Novice B.
6. Entries are completed through 4-H CONNECT Auxillary Texas 4-H Dog Show.

For details of Costume, Tricks, Obedience and Rally, refer to those events in this rulebook.

For the AKC Canine Good Citizenship Test:

AKC.org has some great resources to prepare for the CGC test.

These 10 test exercises must be passed:

1. Accept a friendly stranger
"Judge and handler will shake hands and exchange pleasantries. Dog must show no sign of resentment or shyness and must not break position"
2. Sit politely for petting
"Dog either sits or stands by handler's side while the judges approaches and pets the dog on the head and body only."
3. Appearance and Grooming
"Judge will inspect dog, then combs or brushes dog, and lightly examines each front foot."
4. Out for a Walk
"Dog can be either side of handler, need not be perfectly aligned nor sit when stopped. Walk on loose leash while doing left turn, right turn, about turn with two stops."
5. Walk through a Crowd
"Walk around and weave through at least three people showing some interest, but under control."
6. Sit and Down on command while staying in place.
"Dogs must respond to handler's command to sit and down, and remains in place when commanded"
7. Come when Called
"Handler walks 10 feet away from dog, turns to face dog and calls dog."
8. Reaction to another dog
"Person with a neutral dog and handler with dog approach each other, shake hands and exchange pleasantries and continue moving on."
9. Reaction to distractions
"Shows dog is confident when faced with a distraction, may show interest and curiosity. May not bark, panic or show aggression."
10. Supervised separation
"Judge holds dog while handler is out of sight for 3 minutes."

EXHIBITION EVENT: 4-H Treibball Rules

A fun and creative sport to play with your dog! This new sport is best described as a game of soccer with training concepts around herding. The goal is to have your dog push (herd) large balls into a net. It's urban herding. These rules are adapted for 4-H from World Pushers World Treibball organization and American Treibball Association.

1. Limit 3 dogs
2. Dogs must have a good recall and be able to be controlled off-leash. Field may be rope or flagging to keep spectators from interfering with the field of play, but not designed to keep dogs on the field.
3. Exercise balls will be 45cm-85cm for Standard dogs 17 inches or over and 25cm-45cm for Teacup dogs under 17 inches.
4. Goal width is to be set by the level and can be a soccer goal type net or cones to designate goals.
5. Additional levels will be added as experience progresses.
6. There will not be age divisions until participation increases to have the need for it.

Level I – Playing field is 40 X 40 minimum, may be larger. Goal is 10' across, once the Team enters the playing field, handler may not leave the goal area. No Rewards until you walk off the playing field and have completed the task. You may talk, touch, praise your dog, but no toys or food allowed during play. No mat, 4 balls, two markers for the goal area, one marker in each corner of the playing field.

- Task I – 1 minute – Handler walks in with dog on leash to the goal area. Dog's leash is taken off, and the dog must remain in a stand, sit, or down stay. Dog may work off of the right or left side of handler, and may also switch sides. Four balls are to be randomly placed in the playing field. As a team, the handler and dog are to walk around the playing field, the dog does not have to be in a perfect heel by any means, but must be with the handler. Handler is allowed to remind their dog to remain in their space, but NO CORRECTIONS are allowed. Weaving through, around and by the balls, diagonally, in a circle, back and forth. All four balls must be passed or circled WITHOUT the dog interacting with them in anyway. Team finishes in the goal area, leash is put back on, Team may exit playing field in control and as a Team. Team is to be in motion for this exercise, there is no stopping along the way to collect your dog. Once the task is complete the handler and dog return to start position to wait for Task II.
- Task II – 1 minute – From the start position the dog must remain in a stand, sit, or down stay, until the handler releases for task. Dog may work off of the right or left of handler to start. One ball on playing field, midway, center. Handler must send dog out behind ball, wait in a stand, sit, or down, for 5 seconds, and then call back in WITHOUT pushing the ball. The three remaining balls should be randomly placed in the playing field as a distraction. This must be performed sending the dog, twice counter, and twice clock (4 repetitions total). Once the task is complete the handler and dog return to start position to wait for Task III.
- Task III – 3 minute (modified) – From the start position the dog must remain in a stand, sit, or down stay, until the handler releases for task. Dog may work off of the right or left of handler to start. Two balls on playing field at 30' from goal line, center and 5 feet apart from each other (Teacup 20'). The two remaining balls should be on the field as a distraction. Handler is to send the dog out behind the balls, and stand, sit, or down stay for 5 seconds. When the handler releases for the push, dog is to bring the ball into the goal area. Repeat for the second ball. Once counter, and once clock (2 repetitions total). Once task is complete, the handler is to put the leash on their dog and exit the playing field.

TEXAS 4-H DOG SHOW DRESS REQUIREMENT

The primary responsibility for the grooming and appearance of each participant rests with the parents, County Extension Agents, leaders and participants. The Texas 4-H and Youth Development Program states that proper dress contributes to good citizenship and that each participant's appearance does not jeopardize the individual's health and safety, nor that of others, and does not interfere, or create disruptions during the Texas 4-H Dog Show.

To ensure that the health standards, safety conditions, and the proper educational process are maintained, the following guidelines will apply to Texas 4-H Dog Shows.

Clothing must be neat and clean in appearance. No County Shirts may be worn in a performance class.

Vulgar or obscene patches, medallions, or insignia that may be offensive will not be worn. No signs, slogans, or pictures advertising alcohol, illicit drugs, tobacco products or depicting blood, gore, guns, violence, or sex may be worn.

All Texas dog show participants must wear closed toed shoes while performing in any class event – Costume and Drill included. No open toed shoes or sandals may be worn in a competition ring.

AGILITY AFFIDAVIT

The agility affidavit must be filled out and mailed to:

M. Michelle Mihalek, MEd

County Extension Agent - 4-H Youth Development

9020 Airport Rd.

Conroe, Texas 77303

These items must be received by May 22, 2017. (Release signature if sent overnight)

Paperwork not received by the due date will result in the entry being declined or canceled.

Items to be returned:

- Agility Release Form

4-H Dog Agility Release Form

I/we agree to hold the Texas A&M AgriLife Extension Service, the Texas 4-H and Youth Development Program, Texas 4-H Dog Show, including its members, agents, and volunteers or employees, the owners of the premises upon which this event is held, and the owners of any equipment used harmless from any claim of loss or injury which may be alleged to have been caused directly or indirectly to any person or thing by act of this dog while in or upon the event premises or grounds or near any entrances hereto, and I/we will personally assume all responsibility and liability for any such claim. I/we further agree to hold the aforementioned parties harmless from any claim for loss of this dog by disappearance, theft, death, or otherwise, and from claim for damage or injury to the dog, whether such loss, disappearance, theft, damage or injury be caused or alleged to be caused by the negligence of the parties aforementioned, or by the negligence of any other person or any other cause or causes. I/we agree to assume the sole responsibility for and agree to indemnify and save the aforementioned parties harmless from any and all loss and expenses (including legal fees) by reason of the liability imposed by law.

I/we agree to abide by the rules as stated in the Texas 4-H Dog Show Catalog.

4-H Member's Signature: _____

4-H Member's Name (please print): _____

4-H Parent's Signature: _____

County: _____ District: _____

Dog's Call Name: _____ Breed: _____ Age: _____ Jump Height _____"

Dog's Call Name: _____ Breed: _____ Age: _____ Jump Height _____"

If Age is under 2 years, please give age in months

Number of Agility Classes Attended This 4-H Year Prior to May 22rd: _____

Name and Address of Sponsoring Club Where Training Was Received: (To be completed by the trainer/dog project leader verifying training)

Name: _____

Address: _____

City, State Zip: _____

Phone: (____) _____

Signature of trainer or project leader

Signature of County Extension Agent

Please Circle Below the Equipment Your Dog Has Been Trained on:

Jumps

Tunnel

Long Jump

Tire Jump

Pause Table

Weave Poles

A-Frame

Dog Walk

See Saw

Other (please list): 1st _____ 2nd _____

Note: this form must be completed, signed, and submitted to your County Extension Agent who will package the county's entries and mail to:

M. Michelle Mihalek, MEd
County Extension Agent - 4-H Youth Development
Montgomery County, Texas A&M AgriLife Extension Service
9020 Airport Rd.
Conroe, Texas 77303

TEXAS 4-H DOG SHOW PHOTOGRAPHY CONTEST

On-line registration and fees on 4-HConnect by: **May 8, 2017**
 Late Registration: **May 9 to 15, 2017**

IMPORTANT NOTE: This is not a qualifying event for the State 4-H Photography Contest

Objectives for the Texas 4-H Dog Show Photography Contest and Exhibit:

- To provide photography project showcase opportunity for 4-H members within the companion animal project.
- To share the message of the 4-H companion animal and dog project.
- To develop visual life skills in composition, light, story line, posing and awareness.
- To encourage 4-H members to use photography as a meaningful communications tool in their lives.
- To utilize photographs that can promote and strengthen the 4-H companion animal program.

Rules:

1. Participation Age: This contest is open to all Texas 4-H members 8 years old and enrolled in the third grade through 18 years of age.
2. Eligibility of Photos: All photographs must have been taken by 4-H members between the 2016 State 4-H Dog Show and the time of 2017 entry. Photos may be submitted only one time and in one category of the Texas 4-H Dog Show Photography Contest. A single photo cannot be entered in multiple categories (ie: the same original cannot be duplicated in multiple categories).
3. Number of Entries: Each participant may have one (1) entry per category. Contest registration and fees must be submitted via 4-H Connect.
4. Entry Fee: A fee of \$3 per photography must be paid for each entry.
5. Entry Deadline: Online entries through 4-H Connect are available prior to the deadline. Late registration with a \$50 late fee. Photographs must be uploaded into 4-H CONNECT Auxillary Texas 4-H Dog Show Entries.
6. Contestants participating at the Texas 4-H Dog Show: Photography contest participants need not attend the Texas 4-H Dog Show; however 4-H members with entries and their family are encouraged to view the display.
7. Photos that are deemed inappropriate or otherwise violate any laws are strictly prohibited. The Texas 4-H and Youth Development Program respects the rights related to copyright laws and intellectual property. All photos should be based on a 4-H member's original photograph taken by the 4-H member. Use of a photo from other sources/people without permission is not allowed and will lead to disqualification of the photo and possibility all entries by the 4-H member. The Texas 4-H and Youth Development reserves the right to refuse inappropriate or unsuitable entries.
8. Any 4-H member submitting a photograph acknowledges that they have sufficient written permission of any recognizable locations or people appearing in their photograph(s). This permission is hereby granted to both the photographer and the Texas 4-H and Youth Development Program to publish and use as needed. Written documentation should be retained by the 4-H member and will be requested by the Texas 4-H and Youth Development Program if needed.
9. Disqualification of an Entry: An entry that does not follow the rules or category guidelines will automatically be disqualified. Disqualifications forfeit all entry fees. A general form letter specifying reason(s) for disqualification will be returned together with photo to the county after the Texas 4-H Dog Show. Reasons for disqualification:
 - Incorrect size.
 - Photo does not meet category criteria or entered in correct category.
 - Contest registration and photo not received by the deadline.
 - Photograph file not labeled correctly to ensure identification.
 - Entered into incorrect category.
 - Same photo entered into multiple categories.
 - Inappropriate or unsuitable photograph.
 - Entry fee not paid or only partial fee paid.
 - Photo was NOT entered into 4-H CONNECT system. More than one entry per category from a participant.
10. The Texas 4-H and Youth Development Program, Texas A&M AgriLife Extension, the Texas 4-H Youth Development Foundation and/or its employees/agents involved in the contest will not be held liable for missing, mislabeled, damaged, or non-displayed photographs. By entry the 4-H member accepts this release.
11. Retention of Photos: All photographs will be retained by the Texas 4-H and Youth Development program for which they may be used in marketing and program promotion.
12. By submitting an entry to the contest, the 4-H member grants permission to the Texas 4-H and Youth Development Program, the Texas A&M AgriLife Extension Service, the Texas 4-H Youth Development Foundation, and any other public or private agency authorized by the Texas 4-H and Youth Development Program, the use, and rights associated to the use of the photographic likeness, in promotional publications, and other media, without compensation. Certain photos will be may be used for 4-H program and marketing uses. By entry the 4-H member accepts these conditions of display and future use.
13. Judges: Judges will determine the placing. Their decision on all entries is final.

Description of Categories

CATEGORY	DESCRIPTION
Dog - Still Life	Dogs alone or in a group which are posed or not moving. Such photos should focus on participation in the companion animal project.
Dog - Active	Dogs alone or in a group which are active. Such photos should focus on participation in the companion animal project.
Storyboard	A storyboard is one digital entry that contains three to five photos and minimal text that tells a story. The story should pertain to the Companion Animal project and should be easily understood by the viewer. Examples include: Three images depicting a dog competing in different stages, with the title "Grand Champion"
Theme	"Reflections". These are photos shot off any natural or artificial reflective surface. A well-executed shot will be able to show perfect symmetry or a slightly distorted shot. Examples of photographs in the theme would be, but not limited to, photos from lakes, a window pane, a mirror, or a polished/wax car. 4-H members are encouraged to be creative when thinking about reflections in everyday life and where they are seen.

Awards

- Quality Awards: Blue, Red, and White quality awards will be given to entries based on the scoring criteria
- People's Choice Award: One People's Choice award will be presented. Attendees at the Texas 4-H Dog Show will have the opportunity to vote for People's Choice from the top entry in each category.

Process for Submitting Entries

All entries for the Texas 4-H Dog Show Photography Contest will be completed using the 4-H Connect system. Please read these submission rules very careful to prevent disqualification of entries.

Entry Steps

1. Formatting your Photograph: Each photograph must be formatted in a jpg file to where it can be printed at 300 dots per inch (dpi) at a 3 inch X 5 inch size. File must not be over 1.5 MB in size to upload.
2. Labeling/Naming your Photograph: Each photograph will need to be clearly labeled with the 4-H member's last name, first initial, and name of the category (see below for label name). For example: A 4-H member entering the Dog – Still Life category would label their photography as: Dog.Still Life_qtee.s (Dog.Still Life is the category file label name and qtee.s is the 4-H member's last name and first initial).
3. Submitting your Entry: Entries must be submitted on 4-H CONNECT by the set deadline. Late registration is also available for a \$50 late fee. See posted dates. Photos will be uploaded to 4-H CONNECT with your entry.

Event Progression Rules - Quick Reference 2017

OBEDIENCE

Pre-Novice A	A maximum of one year (with or without a qualifying score). A handler may show in Pre- Novice A if the handler and dog are inexperienced and have never shown at a State 4-H Dog Show (in Pre-Novice), or at an AKC or other recognized show.
Pre-Novice B	Exhibitor/dog team has never received a score of 170 out of 200 points in Pre- Novice B. Exhibitor may choose to move to Novice A at any point prior to entry.
Novice A	A maximum of one year (with or without a qualifying score). A handler may show in Novice A, if the handler and dog are inexperienced and have never shown at a State 4-H Dog Show (in Novice), or at an AKC or other recognized show.
Novice B	Exhibitor/dog team has never received a score of 170 out of 200 points in Novice B. Exhibitor may choose to move to 4-H Graduate Novice or AKC Graduate Novice at any point prior to entry.
4-H Grad Novice	A handler may show in 4-H Graduate Novice, AKC Graduate Novice, Open and Utility an unlimited number of times.
AKC Grad Novice	
Utility	

RALLY

Novice A	A maximum of one year (with or without a qualifying score). A handler may show in Rally Novice A if the handler and dog are inexperienced and have never shown at a state 4-H Dog Show (in Rally Novice) or at an AKC or other recognized show.
Novice B	Exhibitor/dog team has never received a score of 70 out of 100 points in Novice B. Exhibitor may choose to move to Rally Transition or Rally C at any point prior to entry.
Transition	Exhibitor/dog team has never received a score of 70 out of 100 points in Transition. Exhibitor may choose to move to Rally Advanced at any point prior to entry.
Novice C	A handler may show in Rally Novice C an unlimited number of times. HOWEVER, once a dog has shown in this class it may NOT return to the rally progression chart
Advanced	Exhibitor/dog team has never placed 1st with three or more competitors in Rally Advanced. Exhibitor may choose to move to excellent at any point prior to entry. *A dog may go back to Rally C with letter from veterinarian detailing injuries or conditions that would limit the dog's ability to jump comfortably.
Excellent	If handler and dog win first place in Rally Advanced with three or more competitors or have earned the RA titles in AKC or equivalent, they must move up to rally Excellent the following year. Dog and exhibitor may continue to compete in this class indefinitely. *A dog may go back to Rally C with letter from veterinarian detailing injuries or conditions that would limit the dog's ability to jump comfortably.

SHOWMANSHIP

Pre-Novice	The exhibitor's first year at the State 4-H Dog show and has never shown at AKC Conformation or Showmanship event.
Novice	Shown at State 4-H Dog Show, but never placed in top three with at least 5 competitors. Shown at AKC, but not placed 1st with at least three competitors.
Open	Placed in top three in Novice at State 4-H Dog Show with at least 5 competitors. Placed in top two in AKC with at least three competitors. Never won Best Junior Handler at State 4-H Dog Show or AKC event.
Advanced	Placed in the top two in Open at State with at least 5 competitors. Placed in Top 2 with at least three competitors in an AKC Open Class. Have won Best Junior Handler at State 4-H Dog Show or AKC event.
Master	NEW: Placed 1st in 5 AKC Open Classes with at least 3 competitors or won Best Junior Handler as an Advanced exhibitor at the Texas 4-H Dog Show.

STANDARD AGILITY

Novice A	Maximum of one year. A handler may show in Novice A Standard if the handler and dog are inexperienced and have never shown at a State 4-H Dog Show in Standard Agility.
Novice B	A handler may show in Novice B Standard if the handler or dog have shown at a State 4-H Dog Show in Novice A Standard Agility.
Open	Dog has an agility title
Excellent	Dogs that hold an agility title, or have won Standard Open at the Texas 4-H Dog Show with at least 3 competitors.

JUMPER AGILITY

Pre-Novice A	Maximum of one year. A handler may show in Pre-Novice A Jumper if the handler and dog are inexperienced and have never shown at a State 4-H Dog Show in Jumper Agility
Pre-Novice B	Handler may show in Pre-Novice B a maximum of one year.
Novice A	Maximum of one year. A handler may show in Novice A Jumper if the handler and dog are inexperienced and have never show at a State 4-H Dog Show in Novice Jumper Agility
Novice B	A handler may show in Novice B Jumper if the handler or dog have shown in Novice A Jumper.
Open	Dog has an agility title
Excellent	Dogs that hold an agility title, or have won Jumper Open at the Texas 4-H Dog Show with at least 3 competitors.



DID YOU KNOW - A LITTLE DOG TRIVIA?

Your dog is as smart as a 2-year-old toddler.

There's a reason your tot and your pup get along so well: they speak the same language. Or at least, they likely understand roughly the same number of words and gestures — 250!

Dogs and cats both slurp water the same way.

This may be hard to believe since dogs are such messy drinkers, but just like cats, our canine friends bend the tip of their tongue and raise liquid in a column up to their mouths.

Your dog does have a sense of time — and misses you when you're gone.

If you think your dog knows when it's time for dinner or a walk, you're right! Dogs pick up on our routines and habits, and they also sense how much time has passed. One study showed how dogs responded differently to their owners being gone for different lengths of time.

Your dog's whiskers help him "see" in the dark.

Okay, it's not quite night-vision or a super power, but those whiskers pick up on even subtle changes in air currents, providing your pup with information about the size, shape, and speed of things nearby. This allows your dog to better sense approaching dangers or prey — even at night.

Dogs only have sweat glands in their paws.

More specifically, they are found between their paw pads. That's why it can help to wet the bottom of their feet on a hot day, and it's also why dogs rely on panting as a means of cooling down.

On average, a dog's mouth exerts 320 pounds of pressure.

The tests were done on a German shepherd, American pit bull terrier, and Rottweiler. In comparison, human beings exert 120 pounds, white sharks exert 600 pounds, and crocodiles exert a whopping 2,500 pounds! Dogs also have ten more adult teeth than humans — 42 versus 32.