

My 4-H Photography Story and Photo Portfolio

A Story about My Sixth Year in 4-H

She gracefully walks down the runway, in such a way that every girl envies. A flash of light blinds the girl for only a second. The photographer barks out a command and the model does as she is told, spinning in front of the camera, causing the shimmery gold gown to whirl around her. Her hair follows the motion, swirling around her, eventually settling in perfect golden curls. She tilts her head over one shoulder and flashes a pure white smile. I stand off to one side of the



My photo is in a catalog!

room, in awe of the setup. As my job dictates, I make sure nothing is wrong or needs fixing. Model and photographer stand up and make their way outside to continue the shoot. I rush to the light fixtures, unplug the battery, gather the necessary equipment, and follow after them. As I pass the multiple makeup artists and hair dressers, I catch a whiff of hairspray and scented lipstick. This is my second *real* experience with a professional fashion magazine shoot, and it never gets old. I caught the eye of the dress

designer. After the photo shoot, she asked me if I'd like to **photograph her designs for line sheets to be presented to Macy's, Dillard's, Lord & Taylor and other major purchasers.** YES!!

You may be wondering how it came to be that a 14 year old girl had the chance to work alongside a professional photographer on a catalog photo shoot and then shoot

designs myself? I was chosen for the job because of



I shot line sheets for a new fashion line

my passion and ability in photography. This was a skill I learned through my six years in 4-H!

My name is

and I want to share my 4-H story with you so you can see a real-

life example of the wonderful things 4-H can do in your life. Lights...camera...action!

Snap! A photo is taken of my family. I just finished 8th grade at Lake Belton Middle School, in Temple, TX. My Mom, Dad, little brother and I live in the country, near Lake Belton. We get to see deer every day in our backyard and have lots of road runners, blue fox, snakes, and even coyotes where we live. I like the deer the most, especially when they have their fawns. I am constantly taking photos of the wildlife around my home.



My awesome family!



I joined 4-H after my mom told me about her 4-H experience. She was a 4-Her for 11 years and continued in college too. She showed me her awards and told me about all the neat things she did. **I love photography and wanted to learn more about it, so joining 4-H was just right for me!** Lots of people helped me get started, especially photography leaders, Harold and Melissa Carter. They showed me how to mount photographs myself instead of paying someone to do it. They told me about the 1/3rd photography rule when framing a shot, how to bring out photos by using red, and tricks to help flower pictures stand out using water. My mom loves photography too and we have a great time going on photo shoots together, especially in San Antonio, where there are so many beautiful places. It is our special time together!



I enjoyed practicing night photography along the river walk in San Antonio, TX.

Snap! A photo is taken of me learning and growing in my photography project. I have been taking pictures since I was six years old. I have always loved taking pictures, especially of animals. Before joining 4-H I had won many contests through the community and my school. When I joined 4-H, however, I realized that I had a lot to learn. My 4-H leaders commented that while I had a natural “eye” for photography, I needed to learn more about framing the pictures and about lighting. During the past six years I learned



I learned photo techniques from a professional photographer while taking photos at the State 4-H Dog Show

about these things from 4-H books, the internet, photography magazines and private instruction. I even went to a month-long Photoshop and photography course and attended a day-long Photoshop seminar—I was the only kid there! I get a lot of my ideas from photography shows, art stores, and from an artists' online gallery.

The internet is a great place to learn new photography techniques. I researched how to create photos with perfect lighting. I learned how to create my own photography light tent out of a cardboard box and tissue paper. I took some amazing photographs using this technique and shared this knowledge with over 100 people during the state-level 4-H photography workshop at two different sessions. I also taught adults at the State 4-H Volunteer Workshop in San Antonio. During the two day event, I gave presentations on how to create an effective photography program and helped participants practice the skills they learned. I enjoy teaching others photography tricks and tips!




I taught adults photography at the State 4-H Volunteer Workshop!


I had a really great year in photography. I didn't enter as many contests as I have in past years, but my photos have done well in the contests I did enter. One of my photos was selected as a finalist in **Country Magazine's Rural Photo of the Year** contest. This was certainly a highlight in my 4-H career!

Another highlight of my 4-H career was one of my photos being to be **published in Country Magazine on a FULL PAGE**. I learned so much about photography through 4-H and I guess my photos are really showing it. Other cool things that happened to me this year

was having **10 photos advance to State** in the 4-H photography contest and **winning BEST OF SHOW** my very first year as a senior, earning 2 champion ribbons at the Bell



My photo of a Charro Boy was selected as a finalist in a national magazine's photo contest!



This photo won many contests and was chosen for publication in two magazines

County Youth Fair, and being selected 1st Runner-Up for overall photography high point at the fair out of the 950 entries. I also joined the Killeen Civic Arts Guild to learn more advanced photography techniques. They treat me like an adult which I really appreciate.

More important than the magazine covers, prizes, and ribbons, is the fact that I am taking great pictures! I put some of my work on an artist's website, www.Redbubble.com, to get input by the professionals. So far, **46,893 people have viewed my work** and 104 artists have favorited me, which means they want to be notified when I post new work – a real compliment. 14 of my photos have been featured on redbubble group Webpages, I have won a group challenge (group membership of 1,760) and one of my photos has been featured on the site HOMEPAGE! I even sold several prints on Redbubble.com including a

photo for a church bulletin company. 4-H has encouraged me to look at careers involving photography. Every year I focus on a specific career in photography. This year, I concentrated on learning about fashion photography and being chosen to photograph the line sheets for a fashion designer let me practice what I learned! This was absolutely the **BEST** year yet in learning photography!



As an Ambassador, I often get to practice my public speaking

Snap! A photo is taken of me doing lots of different 4-H projects. I took **six other projects** this year;

Leadership, Public Speaking, Foods & Nutrition, Clothing and Textiles, Communicative & Expressive

Arts Open, and Shooting Sports. It was a busy year, but I wanted to continue trying new things in 4-H. I concentrated on my Leadership and Public Speaking projects this year,



I used a banana split presentation to install Club officers—YUM!

trying hard to become more comfortable talking in front of people. As an Ambassador, I had lots of opportunities to practice! I installed officers at my club, I was the master of ceremonies for the county banquet and **I was chosen to give a talk on**

military families during District Leadership Lab

as we presented military kids with bikes we had

assembled. This was the first year I was old enough to go to Leadership Lab and I LOVED IT! My talk came from my heart, because I am a military kid and my Mom is currently in Afghanistan. Public speaking can make me nervous, but I'm getting better at it because of 4-H!



I gave a speech at Leadership Lab when we presented bikes to military kids

My leadership project is a natural fit for me. I led many activities at the club, county and even state level, including leading clover kid activities, running games at county fundraisers and planning, organizing and leading a state



I taught clover kids a science experiment using lemons



I taught photography techniques to other 4-Hers

level community service.

Whew! I like to lead others

in my main project, photography, most of all. I taught another 4-Her how to set up and use a professional lighting system and how to conduct a studio photography shoot. We worked hard for over 9 hours straight!

This year I was the **1st Vice President of my club**, where I led many activities. I organized the club's programs and helped plan the meetings. I set up and **ran THREE booths at the county open house**: photography, round-up and booth for a different club. As an Ambassador, I help lead county activities and mentor younger 4-Hers. I am also involved in the **4-H Exchange program** which teaches 4-Hers from other states about Texas and Texas 4-H.

Click! A photo is taken of me with FOOD. I love to eat, so naturally I like to hang out in the kitchen! My Food and Nutrition project expanded this year to include canning. I learned how to make jam, pickles and applesauce using the boiling water method of canning. I gave some of my awesome jam as gifts and everyone commented on how good it was. I incorporated my project



I presented a skit on what NOT to do in the kitchen.

into a community service by making meals for the Ronald McDonald House residents and local firefighters. I even joined my foods project with my public speaking project by **presenting food safety at the county Chef Camp!** I learned a lot about good nutrition from 4-H food workshops and also from my dad. My dad and I planted a garden so we would have fresh vegetables to eat. I love growing fresh vegetables, but I love eating them more!

Click! A photo is taken of me on the runway. Clothing and Textiles and I haven't always gotten along. I LOVE sewing, but hate it when I make a mistake that forces me to reach for the seam ripper (oh no!). This year, I was a little more careful and had great success in making a beautiful and functional Vet Clinic Scrubs. I got a little creative and altered the top, making a dickie to go under the



I love sewing, but HATE ripping mistakes out.



Me modeling the scrubs I made.

low cut neckline. I also altered

the sides for a more tailored look. I earned 2nd place at the Bell County Youth Fair, which made me very excited! The absolute highlight of my clothing project was **seeing firsthand how a clothing line is started.** I had several hours of one-on-one time with fashion designer Theresa Kopecky of Tess Dress

Designs. She previously showed me how her sketches and dreams became a reality.

This year she continued to teach me about the fashion business, including how she selected her design, made her own patterns, arranged for mocks to be made, selected fabric, contracted for initial construction, and created a business plan for production and marketing. Wow!!



I learned about launching a clothing line from a Fashion Designer

Click! Click! Click! A photo is taken of me photographing the spring collection on a dress form. Seeing the actual line sheet of my work that was presented to major department store purchasers made me very proud! This was an incredible **learning experience in both my Clothing and Photography projects.**



Setting up the next shot with the fashion designer

Click! Click! A photo is taken of me shooting a target. This was my fifth year in the shooting sports project. I love feeling the power of the rifle and seeing the targets knocked down by my shots. I am in the Stampede Creek 4-H Shooting Sports Club and learned gun/range safety, how to load magazines, controlled breathing techniques, trigger squeeze and bracing methods. The highlight of my Shooting Sports project is learning to fire my Grandfather's 1952 .22 Army rifle from his rifle team days. It was amazing and I do really well shooting it! I really




I learned how to shoot fast and accurate through Steel Challenge competitions

enjoy archery and am saving money for my very own bow. Shooting competitions interfered with the school sports I was involved in, so I was only able to enter one **Steel Challenge competition** this year, but I continue to practice and learn in this project.

Click! A photo is taken of me holding a beautiful necklace. This was my sixth year in the Communicative and Expressive Arts project and I love it! I concentrated on a different art form this year – 3D mixed media. In addition, I learned how to create unique jewelry pieces including necklaces, bracelets and earrings. My creations have done well in competitions, earning **first place in the Heart of Texas Fair**. I incorporated community service into my project by donating several of my pieces to silent auction fundraisers.

Click! A photo is taken of me giving back to the community. I participated in every club community service project this year, many county level ones and even organized and **ran**



After Christmas caroling at a nursing home, I took some time to visit with the residents

a state level one, collecting DVDs for troops in Afghanistan. This community service was especially important to me because of my Mom's deployment there.

My project collected 285 DVDs for the troops! I tried to associate community service with my projects and this

year I concentrated on photography. I donated framed photos to the county 4-H


Hunter's Spectacular silent auction which raised \$17,069. I was the **official photographer at the Michael Martin Murphy 4-H scholarship benefit concert** again this year, which raised over \$48,000

(yes, you heard right)! I took all the Meet and Greet photos as well as photos of the concert. I


created a website and posted them for everyone to access. This was an incredible experience! Other community service includes photographing other community events, donating photo shoots, and creating religious photographs that my church uses during the service.



I broke my finger the day of the benefit concert, but it didn't stop me from volunteering to photograph!



I got lots of hugs dressed as a princess at the One Day 4-H event



Working together and having fun is what community service is all about!

I started off in 4-H to have fun. I did not really understand that 4-H would teach me so much!

I am already becoming a better photographer, public speaker and cook thanks to 4-H, but one of the most important things I am learning is leadership skills.

Will I be a famous photographer? How about a cook or artist? I

am only 14 years old and don't know what I want as a career. I

do know that being a good leader will help me in any career I

choose, so my **4-H goal is to become a strong leader.** I am

involved in a lot of other activities outside of 4-H. I am the first

string goalie of my select soccer team, a first degree black belt in

tae kwon do, a first chair French horn player in band, a first

string punter and kicker on an all-boy football team, run

track, play basketball, am a student council officer and am on

the photo-journalism committee for our school yearbook. I learned how to be strong, work as

a team and use my brain doing these things, but they have not really taught me how to be a

leader and the importance of serving others. I am learning those things from 4-H!



I had unique opportunities in photography this year. I can't wait to see what next year holds!



It was an incredible opportunity to model AND photograph for Tess Dress. This line sheet is ALL my own work and was shown to major purchasers such as Macy's and Dillard's!

Click! A photo is taken of me taking one last shot in the studio as the sun starts to fade. It has been a long day. As I help pack up, the dress designer asks me if I'd be interested in modeling some of her designs for the next shoot! I'll get to be in FRONT of the camera for a change!

I am thankful for my incredible good fortune and remember it all started with 4-H.

2011-2012
Senior Report Form

SECTION I – 4-H PROJECT EXPERIENCES

4-H Project Summary and Learning Experiences – What is your project? How did your project change or grow? What have you done and what have you learned? (Limited to 3 pages)

Project: Photography (Sixth Year)

Description	2011-2012
Time spent (estimated in hours)	155
Number of photos taken	2,400 (~200/mo)
Photo shoots-portrait/events	11
Demonstrations/Classes	3 (1-C, 2-S)
Photography Donations	7 pieces
Exhibitions (fairs, events, contests, displays, etc)	14 (6-C, 1-D, 3-S, 1-N, 3-I)
People Reached (estimated)	777,893*
Income (fairs & contest \$)	\$500
Expenses	\$370
Year Profit/Loss	\$130

* Includes viewings from: artists' website (46,893); Killeen Convention Center x2 (3,000); newspaper x3 (600,000); 2 magazine issues incl. full page spread, & advertisements (100,000); fairs/photo shows (3,000); Tess Dress website & department store purchaser viewing of photography (25,000).

What have you done and what have you learned?	2011-2012	Level
Read magazines/4-H pamphlets (#items)	12	N, I
Tour photo displays/exhibitions (#tours)	6	L, C, D, S
Compete in Bell Co Youth Fair (#photos)	13	C
Compete in 4-H Photo Contest (#photos)	14	C, D, S
Compete in additional fairs (#photos)	20	D, S
Compete w/adults in contests (#events)	4	S, N, I
Official Photographer for 4-H events (#events)	6	L, C, S
Photo selected for newspaper/magazine publication (#times)	5	C, I
Research new technology online (#times)	2	L
Use internet to exhibit photographs. Gain professional feedback (#responses/critiques)	1,920	I
Make photo-cards to give as gifts	110	L
Attend formal photography classes/seminars (All adult forums!)	5	C, S
Promote photography Proj.-4-H Open House	✓	C
Learn about careers in photography:		
• Freelance Photography (artist website)	✓	I
• Website Photography	✓	I
• Formal Portrait Photography	✓	L
• Fashion Design/Catalog Photography	✓	L
Learn/practice how to set up and use a professional lighting system	✓	L

TEXAS 4-H RECORDBOOK SYSTEM

SECTION I – 4-H PROJECT EXPERIENCES - continued

Learn/practice how to bounce and diffuse light	✓	L, C
Learn/practice manual settings on DSLR camera	✓	L
Learn how to enhance photos using Photoshop and Lightroom	✓	C, S
Incorporate photography into community service	✓	C

Project: Leadership (Fifth Year)

Description	2011-2012	
Time spent (estimated)	25 hours	
Workshops Led (Foods, Photography)	3 (C, S)	
Leadership Lab/Workshops/Classes Attended	83 hours	
Offices Held/Appointments (County Ambassador, Club 1 st VP)	2 (L, C)	
Committees Served On (Open House, Programs, Food Workshop)	3 (1-L, 2-C)	
News Articles/bylines Written (State Comm Svc, Food Workshop)	2 (C, S)	
Served in a Leadership Role at Event	9 (3-L, 4-C, 2-S)	
Activities Led (Recreation, Com Svc)	5 (3-L, 2-S)	
What have you done and what have you learned?	2011-2012	Level
Read 4-H leadership pamphlets (# items)	2	N
Lead clover kid activities (# events)	2	L
Teach others about a 4-H project (# events)	5	L, C, S
Serve as a mentor to younger 4-Hers (# kids individually helped)	3	L, C
Organize and lead a community service event (# events)	3	L, S
Set the example for leadership & participation (# events as Ambassador)	9	L, C, S
Plan, organize, and perform officer installation (# members served)	48	L
Research dynamics of public speaking for effective leadership	✓	L
Use internet data/graphics to supplement presentations given	✓	C, S
Learn effective listening and recall techniques	✓	L, C
Learn different leadership styles	✓	C
Learn effective communication methods	✓	C
Learn personality traits in leadership	✓	C
Research poor leadership in history	✓	C
Learn to understand non-verbal communication	✓	C

Project: Public Speaking (Fifth Year)

Description	2011-2012	
Time spent (estimated)	55 hours	
Workshops/Project Meetings/ Training Attended	3 (1-C, 2-S)	
Educational Demonstrations given	3 (1-C, 2-S)	
Presentations given (classes/talks)	6 (2-L, 2-C, 2-S)	
Committee/Officer Reports Given	3 (L)	
People Reached	760*	

* Includes 4-H Open House and presentation given at Club/County/State workshops

What have you done and what have you learned?	2011-2012	Level
Read 4-H pamphlets/library books on communication	4	N, I
Perform Master of Ceremony duties for 4-H event (# events)	2	C

TEXAS 4-H RECORDBOOK SYSTEM

SECTION I – 4-H PROJECT EXPERIENCES - continued

Organize and present project/event/club booth-Open House (# booths)	3	C
Give officer/committee reports at club meeting	8	L
Create 4-H presentation through research using books/magazines/internet	3	C, S
Research, develop & give school presentations	6	L
Selected to speak at 4-H event (Leadership Lab, Officer Install, Banquet)	3	L, C, D
Learn how to incorporate animation into PowerPoint presentations	✓	L
Instruct others in public speaking techniques	✓	L
Receive speech critique by Toastmasters/Instructor	✓	C
Learn impromptu speech making	✓	L
Learn speech writing styles & when best to use	✓	C
Learn diction/voice projection/inflection	✓	L
Learn body positioning in public speaking	✓	L

Project: Foods and Nutrition (Sixth Year)

Description	2011-2012
Time spent (estimated)	43 hrs
Workshops/Project Meetings Attended	4 (1-L, 3-C)
Number of items prepared (includes casserole & enchilada fundraisers)	285
Number of balanced meals planned/prepared	5
Exhibitions (includes Food Workshop skit)	2 (C)
People Reached (estimated)	200 (Incl fundraiser)
Money Saved by Cooking at Home	\$175

What have you done and what have you learned?	2011-2012	Level
Read 4-H foods pamphlets (# items)	3	N, I
Make dinner for Ronald McDonald House and Firefighters (# served)	44	L
Teach others food safety skills (# taught)	25	C
Help younger 4-Hers learn cake decorating (# taught)	20	C
Select recipe, prepare cookies & donate	2	L, C
Competed in Healthy Lifestyles Contest – State 4-H Round-Up	Results pend	S
Tour local food bank (# times)	1	L, C
Help my family prepare entrees	10	L
Donate food preservation items for silent auction fundraiser (# items)	8	C
Watch Food Network T.V.; learn about careers in the food industry	✓	N, I
Identify/implement safe food handling	✓	C
Learn the food pyramid and implement in meal selections	✓	N
Learn how to properly can foods	✓	L, C
Learn ingredient substitutions	✓	L
Garnish dishes w/complimenting ingredients	✓	C
Learn about ethnic foods; make an ethnic dish	✓	C
Help my Dad plan, prepare & plant a veg. garden. Care for the garden and harvest it.	✓	L

2011-2012
Senior Report Form

SECTION II – 4-H LEADERSHIP EXPERIENCES

List what you did to assist others throughout this 4-H year. Also include general leadership such as Club Officer, 4-H County Council, or County Committees on your main project record. Include elected/appointed and volunteer leadership.

Activity Date	Leadership Activity	Leadership Role (Elected, Appointed, Volunteer)	Level (Club, County, District, State, National, International)	Responsibilities/Duties & Accomplishments	Number of People Reached/ Taught/ Served	Hours
Jun 13, 2011	Leadership Lab	Appointed	District	Gave speech; led team effort to construct bikes for military kids	141	3
Jun 18, 2011	Photography Workshop (Class)	Volunteer	State	Presented still life; led practice session	108	10
Jun 19, 2011	Photography Workshop (Field Trip)	Volunteer	State	Helped workshop participants practice photography outdoors	95	5
Jun 22, 2011	Cake Decorating Workshop	Volunteer	County	Helped workshop instructor; assisted w/ frosting roses	20	4
Jun 30, 2011	Food Workshop	Volunteer	County	Led food safety; in skit- what NOT to do in the kitchen!	25	4
Jul 1, 2011	4-H Ambassador	Elected	County	Assisted at major county events; mentored 4-Hers	1,374	85
Jul 14, 2011	Recreation Day Camp	Volunteer	County	Led games	18	4
Jul 30, 2011	4-H Volunteer Workshop (Classroom)	Volunteer	State	Taught adult volunteers how to teach photography to youth	25	10
Jul 31, 2011	4-H Volunteer Workshop (Field Trip)	Volunteer	State	Coached adults as they took photographs	10	6
Aug 16, 2011	Club Officer	Elected	Club	1 st Vice President; Organized programs	48	25

SECTION II – 4-H LEADERSHIP EXPERIENCES (Continued)

Activity Date	Leadership Activity	Leadership Role (Elected, Appointed, Volunteer)	Level (Club, County, District, State, National, International)	Responsibilities/Duties & Accomplishments	Number of People Reached/ Taught/ Served	Hours
Aug 16, 2011	School Supply Drive	Volunteer	Club	Led club school supply drive for Moody ISD	200	1
Aug 23, 2011	Officer Training	Elected	County	Attended officer training for 1 st VP	48	2
Aug 27, 2011	4-H Banquet	Appointed	County	Presented awards; took photos; set up event	57	5
Sep 13, 2011	Open House Committee	Volunteer	County	Planned & ran 2 booths; set up another; presented projects	159	6
Sep 17, 2011	4-H Exchange	Volunteer	County	Taught 4-Hers from another state about Texas 4-H	16	60
Sep 20, 2011	Clover Kid Instructor	Volunteer	Club	Led clovers in science experiment & art proj.	5	1
Oct 1, 2011	One-Day 4-H	Volunteer	State	Led photography; In Character meet & greet	2,289	4
Oct 15, 2011	Hunter's Spectacular	Volunteer	County	Set up; led game booth; donated photos	1,374	5
Dec 30, 2011	Operation A Bit of Home	Volunteer	State	Planned & led-DVDs for troops in Afghanistan; 285 DVDs/\$85	16,000 at facility yearly	4
Feb 5-8, 2012	BCYF	Volunteer	County	Led judges during orientation; helped present photo awards; helped prep show goat	12	11
Mar 24, 2012	EE Style Show	Appointed	County	Led photography effort for newspaper/website	75	4
Mar 24, 2012	4-H Horse Show	Volunteer	District	Led photography effort to promote horse proj.	87	2
Apr 19, 2012	NWTF Fundraiser	Volunteer	Club	Led games; helped in auction	1,000	5

2011-2012
Senior Report Form

SECTION III – 4-H COMMUNITY SERVICE

List community service or service learning projects which might include: clean ups, collections, repairs, construction, care packets, visitations, education, donations, and presentations.

Activity Date	Your Role (Yourself, Member of a Group, or Primary Leadership)	Service Activity	Importance and Impact	Hours
June 24, 2011	Member	DISTRICT 4-H Leadership Lab: Military Appreciation	Led team effort to assemble bikes for military kids; gave speech - donation ceremony	4
July 9, 2011	Member	STATE 4-H Dog Show: Photographed event	Photos used for advertising; over 130 photos, 106 served	5
July 11, 2011	Member	COUNTY 4-H Government Day Tour	Donated 2 bags of cookies to jailhouse workers-got smiles	5
July 14, 2011	Member	COUNTY Recreation Day Camp	Led games; donated canned foods; 190 families affected	4
July 20, 2011	Yourself	Volunteer Veterinarian Technician	Learned about the career & provided valuable service	120
August 16, 2011	Primary	CLUB School Supply Drive	Led club drive to supply Moody ISD; 200 students	2
September 11, 2011	Member	COUNTY Remembering 9-11 Project: "Here's to the Hero's"	Made patriotic photography notecards and red/wht/blue cookies for firefighters	3
October 1, 2011	Member	STATE One-Day 4-H: Kids' Expo Event	Photographed event; dressed as Ariel for Character Meet & Greet; 2,289 kids attended	4
October 15, 2011	Member	COUNTY 4-H Hunter's Spectacular	Set up event; donated photography; ran game booth; sold raffle tickets; \$17,069 raised for 4-H	6
November 15, 2011	Member	CLUB Thanksgiving Day food baskets for needy	Prepared 2 baskets filled with complete family dinner	2
December 3, 2011	Primary	COUNTY 4-H Scholarship Fundraiser Concert	Led photography-Michael M Murphy concert; over \$48,000 raised!!	6

SECTION III – 4-H COMMUNITY SERVICE - continued

Activity Date	Your Role (Yourself, Member of a Group, or Primary Leadership)	Service Activity	Importance and Impact	Hours
December 11, 2011	Member	CLUB Christmas Caroling at nursing home	Sang to 50 residents and gave them hand painted door hangers. Huge amounts of happiness!	2
December 30, 2011	Primary	STATE "Operation A Bit Of Home": DVDs for troops in Afghanistan	Planned organized and LED collection of DVDs; my Mom is serving in Afghanistan-this meant a lot!; 285 DVDs & \$85 collected	10
January 14, 2012	Yourself	COUNTY 4-H Exchange Casserole Making	Donated dinners: 38 Ronald McDonald residents fed	3
January 14, 2012	Yourself	COUNTY 4-H Exchange Casserole Making	Donated dinners: 6 fire fighters fed and happy!	3
January 22, 2012	Primary	Photographed jewelry for local jeweler	Showed another 4-Her & jeweler gem photography using photo light tent	2
February 5, 2012	Yourself	COUNTY Youth Fair Fashion Revue	Photographed 28 participants; displayed in fair	4
February 12, 2012	Primary	Photography of spring/summer collection-new clothing line (3 shoots total)	Photos used for line sheets shown to major purchasers; 600 photos taken; taught another 4- Her how to do it	24
February 18, 2012	Primary	Photography donation- school fundraiser	Led 4-H effort; \$12,000 raised in event	2
March 21, 2012	Member	CLUB Library Clean Up	Washed windows, picked up	1
March 24, 2012	Primary	DISTRICT Horse Show	Led photography; 60 photos	2
March 24, 2012	Primary	COUNTY 4-H Style Show	Led Photography; 75 photos	4
April 17, 2012	Member	CLUB Garden Planting @ Library	Planted flowers in beds outside Moody town library	1
April 19, 2012	Member	CLUB support to NWTF Fundraiser	Led games, sold raffle tickets; NWTF donated \$1,000 to 4-H	5
Entire 4-H Year	Yourself	COUNTY 4-H Event Photographer	Took hundreds of photos of 4-H events; some used in promotion	37

2011-2012

Senior Report Form

SECTION IV – OTHER 4-H PROJECTS

List other project(s) not listed in Section I, include number of years and summarize participation. (Reminder: limited to ½ of a page).

Project: Clothing & Textiles (Fifth Year)

- Constructed scrubs, featuring two pieces with patch and hidden pockets; won 2nd place-County fair
- Modeled for an Austin dress designer at a fundraiser benefiting a therapeutic equine riding center
- Learned how to employ quilting techniques to make a quilted coaster; won **CHAMPION**- County fair
- Private instruction in fashion design from concept to runway by a real clothing designer
- **Helped launch new clothing design** through producing a photo-documentary of editorial/catalog creation; photos used for online shopping website for new designs
- Photographed spring/summer collections; **photos used in line sheets presented to major purchasers**
- Assisted younger members with fashion revue interview and modeling preparations
- Supported County Clothing Style Show through photography and model assistance

Project: Shooting Sports (Fifth Year)

- Group practice/instruction with 4-H Shooting Sports Club
- **Competed in a Steel Challenge event**; learned how to shoot timed events
- Private instruction with an Army sharp-shooter; shot five different types of handguns
- Learned gun/range safety and importance of hearing protection
- Learned how to load magazines using a loader (AK-47, AR-17, .22 rifle, pistol)
- Practiced controlled breathing and maintaining a good sight picture

Project: Communicative and Expressive Arts Open (Sixth Year)

- Learned advanced jewelry making techniques; won at County fair and Heart of Texas Fair
- Experimented with mixed macramé techniques. Won **CHAMPION** at County fair
- Gained personal instruction in mixed media as a member of the Killeen Civic Arts Guild
- Toured multiple galleries with both art and photography to gain appreciation for diff styles

TEXAS 4-H RECORDBOOK SYSTEM



2011-2012

Senior Report Form

SECTION V – 4-H RECOGNITION AND AWARDS

Activity Date	Level (Club, County, District, State, National, International)	Recognition	Importance to You
July 30, 2011	STATE 4-H Volunteer Workshop	Photography/Public Speaking: Selected to present photography	I was the ONLY kid selected to be a presenter! This was a huge opportunity in public speaking and photography!
September 8, 2011	COUNTY & DISTRICT 4-H Photography Contest	Photography: Blue ribbons all 13 categories (County), 9 Advanced to District (8 blue)	Our county is VERY competitive in photography. I was proud that so many of my photos were selected for District.
September 20, 2011	CLUB Installation Ceremony	Leadership: Selected from all Ambassadors	Selected to run installation of club officers. This was my first official duty as a new Ambassador!
February 6, 2012	COUNTY Bell Co Youth Fair	Photography/Art/Foods: Multiple Champion rosettes	Champion ribbons indicate the best of the best in a particular class. With over 6,000 entries in this year's fair , this was especially meaningful.
February 8, 2012	COUNTY Bell Co Youth Fair	Photography: 1 st Runner Up- Outstanding Photography Award	Overall points are tallied for all photo wins for this award. My brother beat me by just one win, but coming in second to him is fine with me!
June 12, 2012	STATE 4-H Photography Contest	Photography: Represented my county in 10 out of the 14 categories!	This is my first year to be eligible to go to the state level. Having this many photos advance was HUGE to me. Results are pending.

2011-2012 Senior Report Form

SECTION VI – NON 4-H ACTIVITIES

List leadership, community service, awards and recognition from other activities such as school, church, and other community organizations. (Reminder: Limited to 1 page)

Leadership	2011-2012
School – Student Council	Vice President
School – Exploring Careers	Led photography for tours and events
School – Yearbook Committee/Photojournalism	Led efforts to photograph events and clubs for publication in the yearbook
School – Band (Wind Ensemble)	French Horn Section Leader
School - P.E. Teacher's Aide	Taught 7 th grade girls shotput and discuss in middle school track & field
School – Fellowship of Christian Athletes	Student Media Director
Select Soccer	Team Goalie and Forward
Church – Youth Group	Led activities – Service Day
Community – Tutor	Helped teach (tutor) young girl (reading)
Community Service	
School – Fellowship of Christian Athletes	<ul style="list-style-type: none"> Helped raise money & toys for Children's Hospital Pull tab drive for Ronald McDonald House Sorted food and toys @ Ronald McDonald House Made slide show of year's activities for school
School – Student Council	<ul style="list-style-type: none"> "Fill the stage" canned food for local food pantry Hospice money drive Made goodie baskets for vets
School – Exploring Careers Class	Created a presentation for the school for promotion
Church	<ul style="list-style-type: none"> Greeter at services Painted outreach building
Community	Donated over 30 hours photographing new clothing line for Austin designer (Tess Dress Designs)
Community	Modeled for Derby Day Fundraiser benefitting Ride On Center for Kids (Hippotherapy Riding Center)
Community	Volunteered 120 hours at vet clinic
Awards and Recognition	
Photography: Country Magazine Photo Contest – INTERNATIONAL	FINALIST in rural photo of the year!
Photography: Ranch & Rural Living Magazine	Photo used in advertisement
Photography: Heart of Texas Fair	1st place x 5
Photography: Killeen LULAC Contest	2nd place against all adults
Photography: FEATURED photographer in professional art gallery (35 framed photos on display for a month)	Killeen Convention Center Gallery
Photography: Photos on INTERNATIONAL artists' website- www.redbubble.com/people/emmaleigh	Won 2 challenges, 8 features, voted in top 10 photos 5 times
Photo SOLD to Christian company for church bulletin	\$250 earned
Photo published in Country Magazine	FULL PAGE color photo!
Band-Contest	Division I in solo AND ensemble contest (French Horn)
School	National Junior HONOR SOCIETY

2011-2012
Senior Report Form

SECTION VII – COLLEGE/CAREER EXPLORATION

List activities that have helped you learn more about careers or the necessary education to enter this career. Examples of these activities include: interviews, tours, job shadowing, research, mentoring, work experience, skill development, course work, etc.

Activity Date	Activity Title	What did you learn or do?	Hours
June 4, 2011	Glamor/Portrait Photography (Interview)	Interviewed a pro photographer about his business. Reviewed his portfolio. He invited me to be his assistant in a catalog shoot.	2
June 6, 2011	Texas A&M Visit (Tour)	Toured campus during a week-long soccer camp. I learned about the different colleges and traditions.	40
July 2, 2011	Editorial Photographer's Assistant (Shadowing/Skill Development)	Assisted a pro photographer with editorial photo shoot. Learned how to use a lighting system and how to pose live models for catalog shots. Photos were used for advertising and sales.	12
July 20, 2011	Volunteer Veterinarian Technician (Shadowing)	Volunteered at my veterinarian's clinic during the summer. I learned how a vet clinic is run.	120
August 29, 2011	Exploring Careers (Course/Research)	Semester long course: I learned career selection process, salary expectations, and education requirements. Took field trips-learned about careers incl. videography.	92
October 6, 2011	Master's Image Photography & Photoshop Course (Course)	Month-long course: I learned studio photography and the Photoshop (Creative Suite) program. All adult venue.	8
November 15, 2011	Baylor University Tour (Tour)	Toured Baylor University: Visited its business college and sports center.	6
November 19, 2011	Line Sheet Photographer (Work Experience!)	Commercial Photography: Photographed an entire spring collection for a dress designer ALL BY MYSELF! Photographed 30 garments on a dress form. Photos used on line sheets provided to Dillards', Macy's, Lord & Taylor purchasers!	14
January 17, 2012	Veterinarian Program (Tour)	Planned/organized a vet program for our club. I learned about vet educational requirements.	2
January 30, 2012	Scott Kelby Photoshop Seminar (Course)	Course: I learned Photoshop in depth, lighting and corrective actions. All adult venue.	6
February 11, 2012	Line Sheet Photographer 2 (Work Experience/Mentorship)	Commercial Photography: I did it again! I was asked to return to photograph the designer's summer collection. This time I brought another 4-Her along so she could learn from ME.	9