

## **My 4-H Beef Story and Photo Portfolio**

The crinkle of white freezer paper, the smell of the grill heating up, the sizzle of the hot metal of the grill when it makes contact with an inch thick T-bone. I can hardly wait. It won't be long now till I'll be enjoying a big juicy steak. Growing my own beef makes it taste even better. My name is Dakota Claire Fleming and I am proud to share my 4-H Beef Story.

Fifteen years ago, I was born into a farm family. My parents, Robert and Lynn Fleming raise cattle and crops, with corn being our biggest crop. We live on one of our farms in the East Bell County Blacklands. I have been a member of the Oenaville 4-H Club for ten years with Beef as my main project area for the past five years. My brother, Augustus, is eleven years old and he and I help out with all of the many jobs that come with farming and ranching. He tends to like the farming part more, but I lean towards the ranching side.

The commercial steer program has given me an opportunity to learn more about the production of beef and the business involved in that industry. Cattle are pretty amazing. That's what I have discovered in my beef project.




Visiting the meat market. This was one of my steers. We talked about quality grading and back fat thickness.

Both my mom and my dad are 4-H leaders. My mom and dad being leaders has helped me get things done and get more involved in 4-H. If you have leaders as parents, then you pretty much have to be really involved! You could say that the whole family is pretty involved in 4-H. My brother has been in

4-H since he was two and I have since I was five. We get involved in a lot of things through 4-H and our work on the farm. I don't think I'd have it any other way. It is fun and I learn a lot. I've had so many opportunities and adventures in 4-H, life would be pretty boring without out it.

Our family is strongly rooted in agriculture. My dad is a farmer and rancher. That means we always have a lot of work to do with animals and crops. In the summer, my brother and I help my dad everyday. Some of my jobs include cattle secretary (I write down which cows have had calves and other information), helping work cattle, doctoring sick calves, and helping out during planting and harvest.



Giving vaccine and wormer to keep the cattle healthy. Their hide is tough!

My dad is also involved in Texas Farm Bureau. We get to go to a lot of events and meetings with him. Last year we went to Washington D.C. and got to tour the sites and see where this country started. Three years ago, we went to Hawaii for the National Farm Bureau Convention. That was pretty cool. We took several tours and learned a lot about the agriculture of the Hawaiian Islands.



Filling up the tub grinder with corn for my steers. This is a dusty job!

For the past five years, I have raised commercial steers. I kept records on daily consumption of feed, cost of feed, cost of gain and figured profit or

loss at the end of the feeding period. Every day, I recorded the pounds of feed that they would eat ***and boy could they eat a lot.*** This project requires all of the same work that a big feedlot does, but on a miniature scale.

At the end of the feeding period, I was interviewed by judges so that they could really tell what I had learned. This is where my experience in public speaking in 4-H has helped me out. Public speaking is something my parents really harp on. I'm glad though, because it has helped me with school projects and in being able to get up and make presentations about anything.

I also had to keep a record book on my commercial steers and figure all of the calculations for cost of gain, total feed cost, and interest cost on money spent.

To learn more about the operations of a feedlot, we went to visit Mason Feeders which is a feedlot in Mason County owned by Ron Crocker. I learned a *lot more* about feedlots in

Texas from Mr. Crocker. We watched them mix the feed rations with ingredients ranging from corn chops to candy syrup (melted Snickers, Skittles and other candy from M&M Mars). I got to talk with Mr. Crocker about all the things involved in running a feedlot. He talked about how important record keeping was to keep track of what is going on with the cattle. I was surprised to find out that what he tracked in his records was very similar to what I was doing.



Talking about feed consumption records with Mr. Crocker at Mason Feeders.

In my project, I have also learned about different types of feeds and medicines used for cattle, breeds and selection of feeder calves and the importance of keeping livestock healthy. This year, my Roundup presentation

was on Proper Injection Site in Beef Cattle. I learned why it is so important to producers and the public to use proper methods when making injections.




Keeping feed records for the steers – an everyday chore.

My commercial steers are judged for quality and yield grade at the end of the feeding period. I have learned about how different breeds of cattle grade out differently. After we took the steers to the meat processing plant, I got to go into the cooler where the sides of beef hang. The butcher told me about the grade of my steer.

This year, I really got serious about my commercial steer project. I

worked hard on my record book and studied the beef industry. My work paid off because I got Grand Champion Steers and first place record book.

Raising steers is not the only thing that I do in my Beef project. The Texas Extension Service sponsors Ag Awareness Days every year in our county. For the last five years, I have participated in this program by teaching urban area 4<sup>th</sup> graders about beef by-products and other facts about beef. I really enjoy teaching the kids and adults about beef.



Teaching about Beef By-Products. From marshmallows to anti-freeze there's a little bit of beef in there!

In my presentation, "Wow That Cow", I teach things like how many

baseballs come from one cow hide, that beef by-products are in things like antifreeze, lipstick, glue, crayons and Jell-O. By the time the kids leave, they all know a lot more about agriculture. The kids always seem to like the Beef presentation better than any other at the program – go Beef!

This year, I participated on the meats judging team through FFA. I am learning a lot more about meat cuts and selection. See and judging the final product helps me with my beef project.



After all that work, you've got to have a little fun.

There are so many things to get involved with in 4-H. One of my other projects in 4-H is Wildlife. In this project, I have gotten involved in the WHEP program. WHEP stands for Wildlife Habitat Evaluation Program.




Working with my team mates at the WHEP contest.

We learned to recognize many different things about wildlife and wildlife habitat. We learned what different species of wildlife eat; where they like to live; how to read and understand aerial photographs and how to improve habitat for wildlife. I have learned a lot about nature and have used my knowledge to help my dad plan a brush control project that would leave wildlife habitat in place. There should always be room for wildlife.



Inspecting things during Project Wild at Mother Neff State Park.



Practicing skeet shooting with my dad helping me with my technique.

Shooting Sports is something that I really like in 4-H. I started out with small bore rifle, but recently we've been working with shotgun. My family likes to hunt (a lot) so my skills have come in handy. When we shoot silhouettes, I love to hear them clang as they go down. Most of the time, I can beat the boys because they get in too big of a hurry. Shooting is something that I'll always use either for hunting or just for recreation.

One of the first things that I did in 4-H was the Food and Nutrition project.



Showing our club how to make ice cream in a bag. It tasted good!!

In Food and Nutrition, I have learned many skills. Food and Nutrition is a project that is really important. Everyone today is concerned with health and fitness. If people took more time to learn about nutrition, I think that they could make better decisions about their food choices. That would lead to a healthier life.



Helping my friend Allison with her food show entry. Afterwards we ate it! (All of it!!)





Teaching others napkin folding and placesetting at county food training.

Another one of my favorite projects in 4-H is Clothing and Textiles. I have made things to wear and entered them in the fair and the 4-H Fashion Show.



Working on Hope Totes with our 4-H club.

I have learned a lot since I started sewing. I have made a lot of things to wear and use. Now, I am sewing shorts and tops for my five year old neighbor. That is fun.

We went to Mexico with a mission group who help the village by

providing quilting materials and then selling their finished products in the United States. It was amazing that these women (and girls) could make beautiful quilts all by hand. They had no electricity in their homes so they could only sew during the day, but it is amazing that they could finish them in a short time.



Helping display quilts made by Mexican women at the quilt show and sale. A lot of stitches and all done by hand.

I made quilt for my bed from old jeans and animal print fabric. It is really cool to be able to take pieces of fabric and make them into something that can be worn or used for decorating.



Using the serger to finish the edge on my pink robe.



Teaching Tie-Dye techniques at County Clothing Workshop. We made cool blue shirts that everybody got to wear.

Photography is another project that I started when I first got into 4-H. When I first started taking pictures, I had an inexpensive little camera and the pictures that I took didn't always turn out. Now I have my own digital camera. With practice, I have started taking much better photographs. Last year, I won best of show at the District 4-H contest with my sunflower picture. I really like the digital camera. You can take pictures and see them right away, then if they don't turn out, take another one.

I also raise goats in 4-H. The goats are stubborn and hard to train to lead, but it is a lot of fun going into the show ring. Every year, I am getting a

little better at showing. We have a really tough show here so I felt really good about making the sale again this year.



I never knew a goat had so much hair! I got it in my mouth, my ears, my shirt.....

Goats are a lot different than steers, but they can be very entertaining. From finding a way to get out, to getting their knee sprained somehow, they always have a surprise. Raising animals is a lot of work, but a lot of fun, too.

The first time that my mom told me that I was going to have to get up in front of a bunch of people to do a speech I was scared, I was shy. My speech was "How My Daddy Plants Corn". That was ten years ago. I have done a lot of speeches since then and now I'm not scared. I've spoken at a Trans Texas Corridor meeting in front of



about 2,000 people. My public speaking through 4-H has also helped me in FFA. It has helped me on FFA teams, as an officer and in the class room.

For two years, I was in the Junior Toastmaster program. We learned many skills like introducing people to groups, giving presentations, talking about ourselves and writing and following meeting agendas.



Receiving my completion certificate from the Toastmaster Leaders.

My mom and dad have pushed me to do a lot of public speaking. They say that being able to get in front of a group and speak is really important. They say that it will help me in life and it already has.

Our 4-H club tries to help out our community by doing several different projects. One of our projects is

reclaiming an overgrown cemetery. When we started, you could hardly tell that it was a cemetery. We have also adopted one of the local elementary school flowerbeds. The weeds there sometimes get overgrown. In an hour or two, we can make those weeds disappear! We have done many other



Yank 'em out. Pull 'em out. That's what this job is all about.

projects too like collecting school supplies, hospice items, and canned food drives.

I try to be a good leader in 4-H. This year, I was elected President of our club. Other offices I have held in the past are 2<sup>nd</sup> Vice President, Council Delegate, Secretary, Reporter and Historian. I like being an officer

because it is fun to help run the meetings. I also serve as an officer on the County Council. Next year, I am looking forward to serving as President of the council.

That is what is so cool about 4H. There are so many things to do and learn. Sometimes, you have to decide which project to do or activity to be in. Making those choices can be tough! I have learned that you can't do everything in 4-H.



Hanging out with my 4-H friends at the County Food Show.

We have a lot of 4-H clubs in our county. I have made many friends from those other clubs and friends from other counties at county camp and district events. I plan to stay in 4-H and try new things and meet new people. I tell other kids about 4-H to help them get involved

in 4-H. When I first started my 4-H career, I looked up to the older members. Now that I am an older member, the young kids are looking up to me and I hope to be a good role model for them.

Someday, I hope to become a teacher. I think that all of the experiences and leadership that I have had in 4-H will help me with that goal. I really enjoy teaching things and seeing kids learn.

I've done a lot and learned a lot during my 4-H career. If I keep on, there may be no holding me back – the sky is the limit!!



My first Awards Banquet when I received the Rookie Award for Clover Kids. That's my brother, Augustus, he was 3.



What is your project? How did your project change or grow?

<b>Beef</b>			<b>Objectives Met 1, 2, 3, 4, 5</b>		
	Animals Purchased	Animal Feed/Medicine	Training/ Workshops	Sale Income	Profit/Loss
2006-2007	2	\$2002	15	\$1983	-\$19.50 Loss
	Start Wt. lb 1325	Lbs Fed 5610	End Wt. 2459	Cost per lb of Gain .42	
2005-2006	2	\$2249	12	\$2268	\$19 Profit
	Start Wt. 1650 lb	Lbs Fed 5784	End Wt. 2459	Cost per lb of Gain .47	
2004-2005	2	\$1569	13	\$1911	-\$4 Loss
	Start Wt. 1500 lb	Lbs Fed 4892	End Wt. 2202	Cost per lb of Gain .49	
2003-2004	2	\$1543	11	\$1678	\$135 Profit
	Start Wt. 1315 lb	Lbs Fed 5287	End Wt. 2153	Cost per lb of Gain .37	

I have been around cattle all of my life. I have been raising commercial steers for the past five years. Keeping records on their feed cost, rate and cost of gain, total amount of feed fed and profit or losses are all part of this project. I also have a small cattle herd of 8 cows and calves. Growing calves from the pasture to the feedlot and then to the freezer has taught me a lot about beef and the beef industry.

<b>Wildlife &amp; Fisheries</b>			<b>Objectives Met 1, 2, 3, 4, 5</b>	
	Project Meetings	Group/ Independent Study Hours	Tours/ Workshops	Competitions /Demonstrations
2006-2007	5	22	3	2
2005-2006	7	35	5	2
2004-2005	15	70	8	3
2003-2004	18	57	10	4

Wildlife is a project that I really enjoy. Learning about animals and nature are important to me. The wild is a very important place and it we have a huge responsibility to care for it and everything that is in it. In this project, I am learning how to keep the wild in better condition.

<b>Clothing and Textiles</b>			<b>Objectives Met 1, 2, 3, 4, 5</b>		
	Garments/Textiles Sewn	Dollars Saved By Sewing	Training/ Workshops	Taught/ Served	Competitions Entered
2006-2007	8	\$48	4	8	2
2005-2006	12	\$52	3	16	4
2004-2005	11	\$60	5	20	6
2003-2004	10	\$68	3	31	5

Clothing and Textiles is one of my favorite projects. I like to take a piece of fabric, cut it out and turn it into useful things. Sewing is frustrating sometimes. I have learned that you can spend as much time ripping out your mistakes as you do sewing. I am proud that I know how to sew.

<b>Food and Nutrition</b>			<b>Objectives Met 1, 2, 3, 4, 5</b>	
	Meals/ Dishes Prepared	Training/ Workshops	Taught/ Served	Competitions /Entries
2006-2007	40/85	2	35	1/9
2005-2006	40/90	3	30	2/12
2004-2005	35/80	6	60	1/8
2003-2004	20/92	8	75	2/7

Each year that I am in involved in Food & Nutrition, I learn something new. Since I grow steers for the freezer, we have lots of beef for dinner. My dad farms, so I fix him lunch almost everyday during the summer. At Ag Awareness, I'm always surprised at how many kids really don't know where food comes from.



What have you done and what have you learned?

<b>Beef</b>		<b>Objectives Met: 1, 2, 3, 4, 5</b>
Workshops And Tours	Animal Nutritionist (1S); Talked to Ag Teachers about Steers and record keeping (5L); Veterinary School TAMU (1S); Hawaiian Farm Tour (1N); Cattle Ranch Tours-Florida (2N), Commodity Conference (1S); Worked with Veterinarian (3D); Steer Workshop (6C); Feeds & Feeding Information Meetings (8D); Visited Meat Market & Processing Facility (5D); Attended Cattle Auctions (15D); Talked with local feed dealers about feed requirements for calves (8L); Bull Sale (2S); Farm Bureau State Convention (3S)	
Demonstrations	Round-up Speeches: injection Site Management (4L, 1C, 1D); Beef Quality & Yield Grades (1L, 1C, 1D); Beef By-Products (1L, 1C, 1D); Agriculture Awareness Days Beef Booth (4D); Farm Safety Day (3D)	
Competitions	County Youth Fair- Commercial Steers (4C)	

What I Have Learned:

- ★ What goes into a feedlot ration and where the ingredients come from.
- ★ Proper care and treatment of feedlot cattle.
- ★ About Bovine Spongiform Encephalopathy (BSE) and its affect on livestock prices.
- ★ About the many uses of beef by-products.
- ★ How to plan and construct livestock holding pens.
- ★ About grade and quality of beef on the hoof and hanging on the rail.
- ★ Steps involved in processing beef from hoof to table – meat cuts and packaging.
- ★ About job opportunities in meat processing, veterinary and feedlot industries.
- ★ About different breeds of cattle, their characteristics and origins.
- ★ That is easy to get hurt working cattle – safety should always be practiced.
- ★ About proper placement of vaccines and growth implants to prevent carcass damage.
- ★ About salt and mineral requirements and ration mixing for cattle.
- ★ About bull fertility – observed sperm cells under a microscope.
- ★ About castration of bull calves – why and how it is done.
- ★ How to calculate cost of feed, cost of gain, interest cost, profit and loss of beef enterprise.

<b>Wildlife &amp; Fisheries</b>		<b>Objectives Met: 1, 2, 3, 4, 5</b>
Workshops And Tours	Bowfishing (8L); Tour and Explanation of Heavy Equipment used for dirt work, tree dozing and root plowing (2L); Visited Austin Bat Colony (2S); What's Bugging You Workshop (1D); WHEP Training Workshops (16L); Aquarium in Hawaii (1N); Cow Bird Trapping Workshop (3L); Waco Wetlands Tour (1S); Entomology Workshop with Master Naturalist Class (1S); Tour of Lake Fairfield State Park Nature Trails (2S); Beaver Workshops(2L); TX State Aquarium (3S)	
Demonstrations	WHEP Booth at Leader Extravaganza (1D); Scavenger Hunt Leader (1L); Plant Identification (5S); Wildflower Pressing Techniques (1L)	
Competitions	State WHEP Contest (3S); Houston Livestock Show & Rodeo Wildlife Contest (3S)	

What I Have Learned:

- ★ Identification of wildlife foods and the species that eat them.
- ★ About habitat requirements of wildlife species
- ★ How to read and interpret aerial maps and then rank them for wildlife species habitat.
- ★ About different management practices that can improve or decrease wildlife population.
- ★ How to write a wildlife management plan on an area using management practices, food requirements for species and landowner preferences for wildlife.
- ★ To identify and make plaster casts of wildlife tracks.
- ★ To identify wildflowers and grasses common to our area.

**Texas 4-H Report Form**  
**SECTION I - 4-H PROJECT EXPERIENCES (Continued)**  
**4-H Learning Experiences and Knowledge Gained**



**What have you done and what have you learned?**

- ★ That nature works better without human contact and destruction of habitat.

<b>Clothing and Textiles</b>		<b>Objectives Met: 1, 2, 3, 4, 5</b>
Workshops And Tours	Quilt Workshop (1L); Pillows for Hospice (1L); Fashion Show Training (3C); Tour of Fabric Shops (8L); Judges Gift Sew Session (3L); Summer Stitches (2C); Table Cover Session (1L); Visited Mexican Village Quilting Project (1I); Canvas Shoppe specializing in canvas totes, tents, tarps... (1S)	
Demonstrations	History of Batik (1L, 1C, 1D); Taught Tie-Dye methods at County Fashion Training (1C); Shared Fashion Show tips as "Fashion Peptalk" (2C); Junior Leader at "Jam Session" (1C); Told about methods Mexican women use in their quilting at quilt sale (3S); Hope Tote Sewing (1L)	
Competitions	Fashion Show (4C); District Fashion Show (4D); County Youth Fair entries (6C); Central Texas Fair 12 entries (3C)	

**What I Have Learned:**

- ★ The origins and uses of batik fabric.
- ★ How to line a tailored jacket, set in sleeves, and add embellishments.
- ★ Methods to make tie-dye garments.
- ★ About man made and natural fabrics and their characteristics and differences.
- ★ How to use different stitches like zigzag and a serger to finish edges.
- ★ About modeling and how to present myself with more confidence in my garments.
- ★ How to select fabrics for different projects from the suggestions on the pattern.
- ★ About grain of fabric, one way fabric, shrinkage, and matching checks and plaids.
- ★ How to take body measurements to select the right pattern size.
- ★ How to make quilted pillows and a full size quilt.

<b>Food and Nutrition</b>		<b>Objectives Met: 1, 2, 3, 4, 5</b>
Demonstrations	Registration and information booth (1D); Healthy Snacks presentation (1C); Cookie Type presentation (1C); Dietary Guidelines, Food Pyramid (2L, 3C, 2D); Nutrients, Safety, Food Preparation and Storage, Ethnic Food (7C); Demonstrated napkin folding techniques (1C); Local project training (4L); Bread making presentation (1L); Taught measuring at local food training (3L)	
Workshops And Tours	Peanut Brittle Workshop (1L); Pineapple, Papaya, Lettuce, Macadamia Nut Plantation Tours in Hawaii (4 N); Food Training (5L, 4C); Canning Workshop (2C, 3L); Tour of Bakery (1L); Garden/ Farmer's Market Tour (3C); Farm Safety Day (2D); Agriculture Awareness Day (2D); Spanish Food Workshop (1C)	
Competitions	Food Show (4C, 3D); County Youth Fair entries (4C); Central Texas State Fair 9 entries (3S)	

**What I Have Learned:**

- ★ How to plan and prepare an entire meal for my family.
- ★ Practiced proper manners and learned correct table setting techniques and napkin folding.
- ★ Tried foods of different cultures through project group and trips to Mexico and Hawaii.
- ★ How to clean and prepare fish that I caught and doves that I shot.
- ★ About proper serving sizes and nutrition labels.
- ★ About the native foods of Texas (pecans, mustang grapes, cactus, persimmons).
- ★ How to choose sweet corn that is ready for eating and selling.
- ★ To choose and prepare snacks that are healthy.
- ★ Proper storage and preservation techniques of foods.
- ★ Observed and practiced safe food preparation methods, kitchen safety.
- ★ To choose and prepare foods for canning and freezing.





Promotion Leadership: How have you told someone about 4-H?  
Volunteer Leadership: How and what did you do to lead or teach others in 4-H?  
Elected/Appointed: What did you do to help?

**Promotional Leadership**

- 2006-2007** ★ Provided information for local and area wide newspapers on Commercial Steers.  
★ Sold Rodeo Day Sheets, cookbooks and tickets for 4-H fundraisers.  
★ Gave presentation for recreation at county officer training.  
★ Had pictures on display at the 4-H exhibit in the mall for a month.
- 2005-2006** ★ Talked to 6<sup>th</sup> graders at Safety Day about 4-H and how they could join a 4-H club  
★ Wore 4-H officer shirt and 4-H Livestock Clinic shirt to school and other events during the year.  
★ Sold tickets for county fundraiser and Rodeo Day sheets as an Exchange fundraiser.  
★ Exhibited 4-H photography with other county 4-H members at local mall.
- 2004-2005** ★ Made meeting announcements over intercom at middle school.  
★ Sold tickets for drawing for county fundraiser.  
★ Exhibited 4-H photography with other county 4-H members at local mall.  
★ Wore 4-H Wildlife and 4-H Club Shirt to school and other events several times during year.
- 2003-2004** ★ Sold National 4-H Calendars that had local club members' photos in them.  
★ Exhibited 4-H photography with other county 4-H members at local mall for one month.  
★ Sold tickets for drawing for county fundraiser.  
★ Gave out 4-H information pamphlets to 500 elementary students at Ag Awareness Day.

**Volunteer Leadership**

- 2006-2007** ★ Group leader at Safety Day.  
★ Manned check in and information booth at District Food Show.  
★ Leader of games at county officer training.  
★ Helped at 4-H livestock show fundraiser manning the silent auction, running papers and checking goats into the ring.  
★ Helped deliver green apples to school staff for support of 4-H during the year
- 2005-2006** ★ Group Leader for Safety Day.  
★ Beef By-products & Rainfall Simulator presentation to 800 youth & 40 adults at Ag Awareness.  
★ Helped make judges and contestants gifts for county fashion show and food show.  
★ Helped at area wide 4-H Photo Workshop and at District 4-H photography exhibit.  
★ Helped at 4-H livestock show fundraiser and at the Central Texas State Fair.
- 2004-2005** ★ Helped deliver green apples to school staff for support of 4-H during the year.  
★ Beef By-Products presentation given to 950 4<sup>th</sup> graders and 60 adults at Ag Awareness Days.  
★ Helped make judges gifts for county food show and fashion show.  
★ Group Leader for Safety Day.  
★ Helped at 4-H livestock show fundraiser manning the silent auction and working goat ring.
- 2003-2004** ★ Assisted in putting together Food Show judges gifts – cookies in a jar.  
★ County Foods Training – presentation on different types of cookies (shaped, drop, bar, etc.).  
★ Beef By-Products presentation to 1,100 4<sup>th</sup> graders and 90 adults at Ag Awareness Days.

**Elected / Appointed Leadership**

- 2006-2007** ★ President of Club and Recreation Leader on County Council.  
★ Chairman of Summer Activities Committees/ County Council.  
★ Awards committee member and decoration chairman.  
★ Youth member of County 4-H Program Development Committee.
- 2005-2006** ★ Youth member of County 4-H Program Development Committee.  
★ 2<sup>nd</sup> Vice-President for local club and County Council officer.  
★ Leader at county officer training, instructing new officers in duties and parliamentary procedure.  
★ County Awards Banquet: helped plan, decorate, present awards, serve cake, clean up.
- 2004-2005** ★ County Council Delegate for club.  
★ Third Vice-President for club.  
★ Local and county officer training and team building and district leadership extravaganza.
- 2003-2004** ★ Club Secretary for club.  
★ Participated in local, county and district officer training and team building.  
★ Local banquet committee – plan, decorate, and clean up after local awards banquet.





What did you do to help other people because of 4-H?

**2006 – 2007**

- ★ Donated school supplies to local school district for needy children (1 hour) M.
- ★ Donated to "Pennies for Progress" for state 4-H center repairs (1 hour) M.
- ★ Manned goat gate and heifer gate at Central Texas State Fair Livestock Show (5 hours) M.
- ★ Delivered as sweet corn to neighbors as 'Thank You' gifts for supporting 4-H (1 hour) Y.
- ★ Donated Theme Basket for local youth boosters' auction. (1 hour) M.
- ★ Provided dessert to Commercial Steer workshop (1 hour) Y.
- ★ Helped present awards at County Awards Banquet (1 hour) M.
- ★ Working to reclaim a local cemetery that had become overgrown (3 hours) M.
- ★ Helped prepare for shooting sports workshop for 4-H members (1 hours) M.
- ★ Donated outgrown clothing to Good Will (2 hours) M.

**2005 – 2006**

- ★ Donated school supplies to local school district for needy children (1 hour) M.
- ★ Presented games at the local officer training (2 hours) Y.
- ★ Donated Theme Basket for local youth boosters' auction. (1 hour) M.
- ★ Participated in fund raiser for Exchange Group (2 hours) M.
- ★ Helped at Elite Livestock show at silent auction booth and at goat arena (6 hours) M.
- ★ Manned the goat gate at Central Texas State Fair Livestock Show (5 hours) M.
- ★ Donated canned goods to County 4-H project (1 hour) M.
- ★ Donated games and clothes and money to the hurricane victims (2 hours) Y.
- ★ Helped with paperwork for animals at county Youth Fair auction (3 hours) M.
- ★ Worked at Missionary Quilt Show setting up and helping sell quilts (2 hours) M.
- ★ Decorated tables and helped cook meal for County Farm Bureau Convention (2 hours) Y.
- ★ Donated pies for local club pie sale and helped sell them (2 hours) M.
- ★ Helped serve cake and cleanup at County Awards Banquet (1 hour) M.
- ★ Did 'KP' duty at 4-H camp (2.5 hours) M.

**2004 – 2005**

- ★ Picked out fleece for hospice project (1 hour) P.
- ★ Helped sew 72 Hope Totes to be filled with toiletries for needy families (2 hours) M.
- ★ Helped boil and clean a beaver skull for use in WHEP program (2 hours) Y.
- ★ Manned Master Naturalist booth at Home and Garden Show (3 hours) M.
- ★ Helped gather wetland plant species for identification project (1.5 hours) Y.
- ★ Provided refreshments to recordbook training group (1 hour) M.
- ★ Did 'KP' duty at 4-H camp (2.5 hours) M.
- ★ Organized collected recipes into an organized cookbook (2 hours) M.
- ★ Donated school supplies to local school district for needy children (1 hour) M.
- ★ Delivered peach jam corn to neighbors as 'Thank You' gifts for supporting 4-H (1 hour) Y.
- ★ Donated pies for local club pie sale (1 hour) M.
- ★ Helped with paperwork for animals at county Youth Fair auction (3 hours) M.

**2003 – 2004**

- ★ Donated games, books, movies from home to local school and day care center (2 hrs) Y.
- ★ Helped serve food at County Extension Agent's retirement reception (2 hours) M.
- ★ Working to reclaim a local cemetery that had become overgrown (6 hours) M.
- ★ Helped serve cake and clean up at County Awards Banquet (1 hour) M.
- ★ Donated school supplies to local school district for needy children (1 hour) M.
- ★ Handed out programs at county 4-H Fashion Show (.5 hour) P.
- ★ Helped with paperwork for animals at county Youth Fair auction (3 hours) M.
- ★ Helped decorate and fill with goodies 40 cans for hospice patients (1 hour) M.
- ★ Donated pies for local club pie sale (1 hour) M.
- ★ Pulled weeds in local school's flowerbeds (1.5 hours) P.

**Texas 4-H Report Form**  
**SECTION IV - OTHER 4-H PROJECTS**



Maximum: 1/2 page

List any 4-H project(s) not listed in Section I, include number of years and summarize participation.

**Public Speaking** When I first started my 4-H career, I really didn't enjoy public speaking. Now it has almost become second nature to me. I have been in this project for five years. I have made public speeches for Method Demonstrations, Television Public Announcements for 4-H promotion, for school projects and other projects. My involvement in the Junior Toastmaster group was a lot of fun. I have learned that being able to present organized, well thought out speeches is very important not only in 4-H, but in life.

**Photography** This was one of the first projects that I participated in when I joined 4-H as a Clover Kid and that was a long time ago! I have learned how to take better photographs and entered several competitions through the years. Last year, I got the Best of Show Intermediate picture at the District 4-H contest. I have my own digital camera now and enjoy using it. Composition, background and subject are a few of the things that I have learned about in this project.

**Shooting Sports** I have participated in this project for five years. I have learned how to shoot light rifle at paper targets and silhouettes. Safety is very important in this project. This year I have been shooting skeet with my dad and my brother. I have participated in three competitions. It helps when I go to County Camp and shoot there because I am a pretty good shot.

**Gardening and Horticulture** In this project, I learned more about planting and growing flowers and vegetables, how to safely use chemicals and fertilizers and growing conditions. I also learned how to press wildflowers and use them to make cards and other things. I was in this project for two years.

**Texas 4-H Report Form**  
**SECTION V - 4-H RECOGNITION AND AWARDS**



Maximum: 1/2 page

Highlight 4-H recognition and/or awards.

**County & Club**

- ★ Outstanding Senior Member 2007, Intermediate Member 2005, Junior Member 2001, local club.
- ★ Silver Star Award 2005, Bronze Star Award, Honor Roll Award Bell County 4-H 2001
- ★ Record Book: 1<sup>st</sup> County & District Beef 2006, 2005, 2004, 1<sup>st</sup> County, 2<sup>nd</sup> District Beef 2003; 1<sup>st</sup> County Shooting Sports 2002, 1<sup>st</sup> County Gardening & Horticulture 2001
- ★ Roundup: 1<sup>st</sup> County & District Beef Injection Site Management 2007; 1<sup>st</sup> place County, 2<sup>nd</sup> place District Beef presentation 2006; 1<sup>st</sup> place County, 2<sup>nd</sup> place District "Wow That Cow" 2004; 1<sup>st</sup> place County and District "Mad About Rabies" 2003

**Beef**

- ★ Grand Champion and 1<sup>st</sup> Place Recordbook Commercial Steers County Youth Fair 2007
- ★ 4<sup>th</sup> Place and 3<sup>rd</sup> Place Recordbook Commercial Steers County Youth Fair 2006
- ★ 5<sup>th</sup> Place Commercial Steers County Youth Fair 2005
- ★ 3<sup>rd</sup> Place Commercial Steers County Youth Fair 2004
- ★ 8<sup>th</sup> Place Commercial Steers County Youth Fair 2003

**Wildlife & Fisheries**

- ★ 2<sup>nd</sup> Place High Point Jr & 2<sup>nd</sup> Place Jr Team at WHEP State Contest 2005
- ★ 3<sup>rd</sup> Place High Point Junior at Wildlife Habitat Evaluation Program State Contest 2004
- ★ 3<sup>rd</sup> Place High Point Junior and 4<sup>th</sup> Place Junior Team at WHEP State Contest 2003
- ★ 3<sup>rd</sup> Place Junior Team at Wildlife Habitat Evaluation Program, Houston Livestock Show 2003

**Food & Nutrition**

- ★ 1<sup>st</sup> Place Food Preservation at County Youth Fair with Red Raspberry Jam 2007
- ★ Grand Champion Food Preservation at County Youth Fair with Cranberry Juice 2006
- ★ 2<sup>nd</sup> place County Food Show Main Dish category 2003
- ★ 1<sup>st</sup> place County, 2<sup>nd</sup> place District Food Show Nutritious Snacks category 2002

**Clothing & Textiles**

- ★ 1<sup>st</sup> County, 1<sup>st</sup> District Fashion Show – Specialty Construction 2005
- ★ 1<sup>st</sup> County, 3<sup>rd</sup> District Fashion Show – Specialty Construction 2004, 2<sup>nd</sup> County – Textiles 2004
- ★ 1<sup>st</sup> County, 1<sup>st</sup> District Fashion Show – Two Piece Construction 2003; 2<sup>nd</sup> County, 2<sup>nd</sup> Dist –Textile



List leadership, community service, awards and recognition from other activities  
such as school, church and other community organizations.

***School, Church, and Community Activities and Recognition***

- ★ "A B" Honor Roll for school year in 5<sup>th</sup> through 9<sup>th</sup> grade.
- ★ Commended Performance on Reading and Writing portions of TAKS test 7<sup>th</sup> grade.
- ★ Commended Performance on Reading Portion of TAKS test 4<sup>th</sup>, 5<sup>th</sup> and 6<sup>th</sup> grade.
- ★ Scored "1" French Horn Solo and Ensemble in area wide band contest 6<sup>th</sup>, 7<sup>th</sup>, 8<sup>th</sup> grade.
- ★ Second chair in ATSSB with my French Horn 8<sup>th</sup> grade.
- ★ Helped plan and worked the Student Council inflatable at the Troy School Carnival 7<sup>th</sup>, 8<sup>th</sup>.
- ★ Helped plan and advertised the Student Council Dance and helped work 7<sup>th</sup>, 8<sup>th</sup> grade.
- ★ Vice President in Student Council 8<sup>th</sup> grade.
- ★ Treasurer in Student Council 9<sup>th</sup> grade.
- ★ Planned middle school bake sale for a local student in need of an organ transplant 8<sup>th</sup> grade.
- ★ Pre-Algebra achievement award 7<sup>th</sup> grade.
- ★ Band and Athletics awards 7<sup>th</sup>, 8<sup>th</sup> grade.
- ★ Accelerated Reading Award Highest Number of Points 6<sup>th</sup> grade.
- ★ Accelerated Reading Award 800+ Points, Troy Elementary.
- ★ Visited Texas Cultures Museum in San Antonio with Gifted and Talented (GT) group.
- ★ Researched culture, history, food and facts about countries of Denmark and Luxembourg.
- ★ Participated in activities for Red Ribbon Campaign from K - 8<sup>th</sup> grade.
- ★ Participated in TAKS Rally at elementary school.
- ★ Helped sell quilts made by Mexican women and children for Mexico Missionary work 3 years.
- ★ Participated in Parent/Teacher Organization fund-raisers.
- ★ Fire Prevention poster for Troy Volunteer Fire Department during Fire Safety Month.
- ★ Drew poster and wrote essay about importance of safe water supply for water board contest.
- ★ Ran one mile in Troy Fit-n-Fun Run to raise money for elementary school playground.
- ★ Participated in Field Day in 4 events.
- ★ Prepared presentation about Baby Boomers.
- ★ Prepared Solid, Liquid, Gas presentation for GT group.
- ★ Prepared "Germination of Corn Seed" for Science Project.
- ★ Participated in Texas Farm Bureau Food Check Out Day. Informing people about the cost of foods produced by farmers.
- ★ Group leader for Farm Safety Day for county 4<sup>th</sup> grade students (4 years).
- ★ Gave presentation for Beef By-Products to elementary students at County Ag Awareness Day (5 years).
- ★ Gave presentation on the Rainfall Simulator at county Ag Awareness Days 8<sup>th</sup> grade.

***Clover Kid Activities and Awards***

- ★ Clover Kid Rookie Award at Bell County Annual Awards Banquet.
- ★ Outstanding Clover Kid award at club level.
- ★ 100% Attendance Award for 3 years at club level.
- ★ Participated in the Oenaville Photography Contest.
- ★ Participated in the Oenaville Barbecue Cook-Off Pie Contest.
- ★ Participated in Food Show for 2 years.
- ★ Participated in local Clover Kid food training for 2 years.
- ★ Participated in Bell County Roundup for 2 years. Shared presentations with club and classmates.
- ★ Participated in Bell County Clover Kid Fair for two years.
- ★ Helped at Fall Festival games sponsored by local club.

